


...



TNC-SVC04MB
(EXAMPLE)

TNC-SVC0*DPR*

PRE-CONFIGURED MODULAR BASE STATION FOR THE RAPID IMPLEMENTATION AND ADJUSTMENT OF CONTROL SYSTEMS

Pre-configured modular base station with power supply units, relays and controllers, for the rapid implementation and adjustment of control systems

- Space saving, compact design
- All components are already wired to rail mount terminals
- Quick, error free assembly and installation
- Robust design
- With TROXNETCOM Basic User Software for rapid and safe commissioning and configuration
- Integral display, also for operation

Application

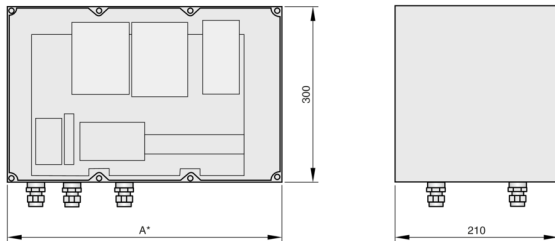


Application

- Pre-configured AS-i base stations for controllers with two masters for 62 AS-i participants (TNC-A1306), an AS-i power supply unit TNC-A1256 = 2.8 A or TNC-A1258 = 8 A and switching power supply unit (TNC-D1020), and one or two additional relay modules (TNC-Z0094)
- Installed and wired to rail mount terminals
- Plastic casing, free of halogens, with transparent cover
- With TNC Basic User Software for fire and smoke protection

TECHNICAL INFORMATION

AS-i pre-configured switch boxes TNC

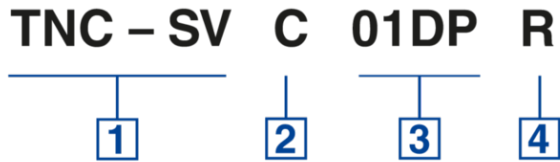


Description	TNC-SVC03DP, -04DP, -03DPR, -04DPR, -03DPRR, -04DPRR
Casing dimensions (B x H x T)	TNC-SVC03DP, -04DP, -03DPR, -04DPR: 450 x 300 x 210 mm; TNC-SVC03DPRR, -04DPRR: 600 x 300 x 210 mm
Casing material	Plastic, free of halogens, with transparent cover
Wired components	TNC-SVC03DP: 1 x TNC-A1306; 2 x TNC-A1256, 1 x TNC-D1020; TNC-SVC04DP: 1 x TNC-A1306; 2 x TNC-A1258, 1 x TNC-D1020; TNC-SVC03DPR: 1 x TNC-A1306; 2 x TNC-A1256, 1 x TNC-D1020, 1 x Z0094; TNC-SVC04DPR: 1 x TNC-A1306; 2 x TNC-A1258, 1 x TNC-D1020, 1 x Z0094; TNC-SVC03DPRR: 1 x TNC-A1306; 2 x TNC-A1256, 1 x TNC-D1020, 2 x Z0094; TNC-SVC04DPRR: 1 x TNC-A1306; 2 x TNC-A1258, 1 x TNC-D1020, 2 x Z0094
Mains supply	230 V AC, 50 Hz
Max. power consumption	TNC-SVC03DP, -03DPR, -03DPRR: 0,2 kW; TNC-SVC04DP, -04DPR, -04DPRR: 0,5 kW
Pre fuse	20 A
Protection level	IP 65

Standard description (characteristics)

Switch box 'Controller and power unit'

- Dimensions: 450 x 300 x 210 mm (TNC-SVC03DP, -03DPR, -04DP, -04DPR)
- Dimensions: 600 x 300 x 210 mm (TNC-SVC03DPRR, -04DPRR)
- Casing materials: Plastic, free of halogens, with transparent cover
- Components: installed and wired to rail mount terminals
- Cable glands: M20 with clamping bracket for mains cable, AS-i bus cable and network cable
- PROFIBUS DP connector
- European 'Schuko' socket for programming device
- Circuit breaker: 16 A
- Mains supply: 230 V AC, 50 Hz
- Controller: TNC-A1306 PROFIBUS DP with Basic User Software, 2 masters
- Switching power supply unit: TNC-D1020 = 1.3 A
- Power supply unit: 2 x TNC-A1256 = 2.8 A (TNC-SVC03DP, -03DPR*, -03DPRR*) or 2 x TNC-A1258 = 8 A (TNC-SVC04DP; -04DPR*, -04DPRR*) (*no. of relay modules)
- Make: TROX GmbH or equivalent
- Type: TNC-SVC0*DP*



1 Type

TNC-SV Configured switch cabinet

2 Type of base station

R Repeater
C Controller
D Display

3 Components

Repeater (R)
01 1×TNC-A2225, 1×TNC-A1256
02 1×TNC-A2225, 1×TNC-A1258

Controller (C)
01DP 1×TNC-A1305, 1×TNC-A1256, 1×TNC-D1020
02DP 1×TNC-A1305, 1×TNC-A1258, 1×TNC-D1020
03DP 1×TNC-A1306, 2×TNC-A1256, 1×TNC-D1020
04DP 1×TNC-A1306, 2×TNC-A1258, 1×TNC-D1020
01MB 1×TNC-A1353, 1×TNC-A1256, 1×TNC-D1020
02MB 1×TNC-A1353, 1×TNC-A1258, 1×TNC-D1020
03MB 1×TNC-A1354, 2×TNC-A1256, 1×TNC-D1020
04MB 1×TNC-A1354, 2×TNC-A1258, 1×TNC-D1020

Display (D)
TP043 1×TP043N, 1×TNC-D1030
TP057 1×TP057N, 1×TNC-D1030
TP104 1×TP104N, 1×TNC-D1030
TP121 1×TP121N, 1×TNC-D1030

4 Relay module

For controllers only (C)
 No entry: no relay module
R 1×TNC-Z0094
RR 2×TNC-Z0094