

AGW

TYPE AGW

DAMPER UNITS, MADE OF DIP COATED SHEET STEEL, FOR INSTALLATION INTO RECTANGULAR DUCTS

Damper units with opposed action blades

- Nominal sizes 225 × 75 – 1225 × 525 mm
- Perimeter angle section frame

Application ^

Application

- Type AGW damper units for supply air and extract air
- Adjustable blades for volume flow rate balancing
- For installation into rectangular ducts

Nominal sizes

- Nominal length: 225, 325, 425, 525, 625, 825, 1025, 1225 mm
- Nominal height: 75, 125, 225, 325, 425, 525 mm

Other dimensions upon request

Description v

Parts and characteristics

- Angle section frame
- Front border
- Adjustable transverse blades, opposed action

Construction features

- Centrally supported blades
- Angle section frame without fixing holes

Materials and surfaces

- Angle section frame and blades made of sheet steel
- Angle section frame and blades dip coated RAL 9005, jet black

Maintenance

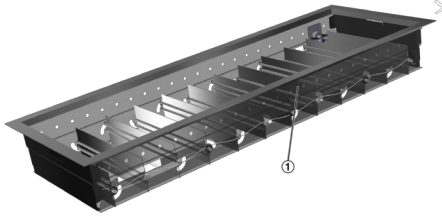
- Maintenance-free as construction and materials are not subject to wear
- Inspection and cleaning to VDI 6022

TECHNICAL INFORMATION

Function, Technical data, Specification text, Order code ^

Schematic illustration of AGW

Generate illustration of part



① Blade for flow adjustment

Nominal sizes	225 × 75 to 1225 × 525 mm
----------------------	---------------------------

Damper units, rectangular, made of sheet steel, for supply and extract air. Installation preferably in rectangular ducts.

Ready-to-install component which consists of an angle section frame and transverse opposed action blades for flow adjustment.

Materials and surfaces

- Angle section frame and blades made of sheet steel
- Angle section frame and blades dip coated RAL 9005, jet black

Technical data

- Nominal sizes: 225 × 75 to 1225 × 525 mm

Sizing data

- V _____ [m³/h]
- Δp_t _____ [Pa]

Air-regenerated noise

- L_{WA} _____ [dB(A)]

This specification text describes the general properties of the product. Texts for variants can be generated with our Easy Product Finder design programme.

Order example: AGW/625×225

Nominal size	625 × 225 mm
--------------	--------------

AGW / 825×125



1 Type **2** Nominal size [mm]

AGW Damper unit L × H

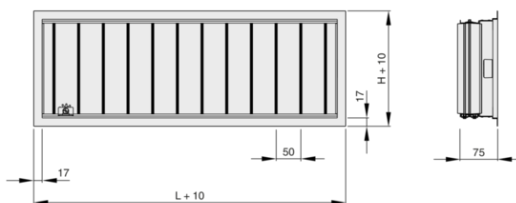
Dimensions and weight

The weight table shows the available nominal sizes

AGW

H	L [mm]							
	225	325	425	525	625	825	1025	1225
H	m							
mm	kg							
75	0.5	0.6	0.8	1.0	1.2	1.5	1.9	2.3
125	0.6	0.8	1.0	1.2	1.4	1.8	2.3	2.7
225		1.1	1.3	1.6	1.9	2.4	2.9	3.5
325			1.7	2.0	2.3	3.0	3.6	4.3
425					2.8	3.5	4.3	5.1
525							5.0	5.9

AGW



L Nominal length

H Nominal height

Installation details, Commissioning, Basic information and nomenclature



Installation and commissioning

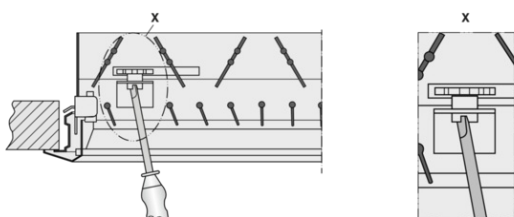
- Installation preferably in rectangular ducts
- Fix the angle section frame with screws or rivets

Volume flow rate balancing

When several ventilation grilles are installed on the same duct, it may be necessary to balance the volume flow rates.

- Damper unit with opposed action blades, adjustable, secured with a locking screw

Volume flow rate balancing -*G



Attachments -AG, -DG and Types AGW, DGW

Principal dimensions

L [mm]

Nominal length of the ventilation grille

H [mm]

Nominal height of the ventilation grille

m [kg]

Weight

Nomenclature

L_{WA} [dB(A)]

Sound power level of the air-regenerated noise

V [m³/h] and [l/s]

Volume flow rate

Δp_t [Pa]

Total differential pressure

l_s [m]

Distance from single grille or horizontal run section (throw distance)

TROX GmbH



Heinrich-Trox-Platz
D-47504 Neukirchen-Vluyn
Tel.: +49 (0)2845 202-0
Fax: +49 (0)2845 202-265

myTROX Services

- > Order-Status
- > TROX Academy
- > Catalogue Download
- > Your contact partner
- > Online fault report
- > BIM

Service-Hotlines

Sales Germany
and technical consulting
+49 (0)2845 202-0
[Contact](#)

Technical service
+49 (0)2845 202-400
[Contact](#)

TROX IN SOCIAL WEB