


EXPANSION MODULE EM-LIGHT



CONNECTION SOCKET FOR LIGHTING



BUTTONS ON THE CONTROL PANEL TO SWITCH THE LIGHTING ON/OFF

① Fume cupboard lighting



Beleuchtungsschaltung über Bedieneinheit



EASYPAB Laborabzugsregelung

## EM-LIGHT

### FOR THE SIMPLE CONNECTION OF LIGHTING TO AN EASYPAB FUME CUPBOARD CONTROLLER

Expansion module with a wired socket for the connection of lighting and for switching the lighting on/off using the control panel

- Lighting can be switched on/off using an EASYLAB control panel
- Pluggable connection of a fume cupboard or room lighting (230 V AC)
- Only in connection with expansion module EM-TRF or EM-TRF-USV
- Socket on the outside of the controller casing
- Plug-in connection with the cable of the lighting, e.g. for laboratory furniture

## General information

---



### Application

- Expansion module for EASYLAB fume cupboard controller based on the TCU3 controller board
- Simple connection of a light (230 V AC) to a switched socket on the controller casing
- Enables switching the fume cupboard lighting on/off on the EASYLAB operating unit of the fume cupboard control system
- Requires expansion module EM-TRF or EM-TRF-USV
- Suitable for factory installation or retrofitting Area of application:
- For EASYLAB fume cupboard controllers

### Special features

- Control of fume cupboard lighting using the control panel
- Simple connection of light to a wired socket
- Socket is on the outside of the casing (no need to open the casing for connecting)
- Plug-in connection cable of the fume cupboard lighting is simply connected to the socket

### Parts and characteristics

- Built-in socket type WAGO WINSTA Midi Type 770
- Socket with plug-in connection cables for 230 V AC

### Construction features

- Socket matched to installation opening in the controller casing
- Push-in type socket, no tools required
- Cables suitable for connection to EASYLAB TCU3 with EMTRF or EM-TRF-USV
- Cables with wire end ferrule and text label marking the terminal to be used

### Commissioning

- When ordering an air terminal unit with EASYLAB controller - use order option S: EM-LIGHT installed, wired, configured, connected and ready for operation
- For retrofitting: installation and configuration required

### Useful additions

- EasyConnect: Configuration software for commissioning and diagnostics of the EASYLAB components
- Counter plug type WAGO WINSTA MIDI 770-113 (can be ordered as EM-CPL)

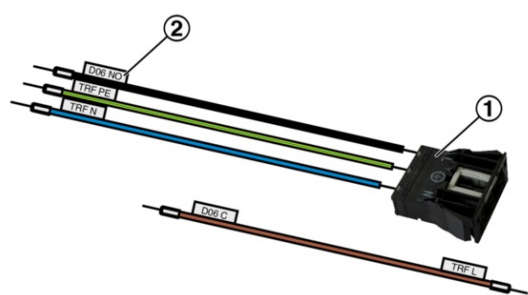
### Safety instruction

For safety reasons, opening the controller casing without tools is not permitted when using a 230 V mains supply. A safety latch with warning label is available, which can be ordered as EM-TRF accessory (A00000055540). When an EASYLAB controller (ELAB component) with transformer module EM-TRF or EMTRF-USV is delivered, the safety latch is mounted and not required in addition.

## TECHNICAL INFORMATION

The EM-LIGHT expansion module enables the on and off switching of a light operated with 230 V AC at the EASYLAB operating unit. The light is connected via a terminal socket to a plug (type: WAGO WINSTA Midi Series 770). The EM-LIGHT expansion module is connected to a digital output of the EASYLAB TCU3 controller as well as the 230 V connection terminals of the EM-TRF or EM-TRF-USV expansion modules. The light is switched on and off via the control unit of the controller.

EM-LIGHT



- ① Mounting socket
- ② Text label with ID of the terminal on the board of the EASYLAB TCU3 and the EM-TRF or EM-TRF-USV

Supply voltage	230 V AC, connection to EM-TRF or EM-TRF-USV
maximum switching current lighting	8 A
Operating temperature	0 – 50 °C
IEC protection class	I (protective grounding)
Protection level	IP 20

This specification text describes the general properties of the product. Texts for variants can be generated with our Easy Product Finder design programme.

Expansion module for the EASYLAB fume cupboard controller TCU3 (connected to 230 V AC), for easy connection of a light(230 V AC) to a switched connection socket. Operation of the light (typical fume cupboard lighting) on the control panel of the fume cupboard controller.

#### Special characteristics

- Control of fume cupboard lighting using the control panel
- Simple connection of light to a wired socket
- Socket is on the outside of the casing (no need to open the casing for connecting)
- Plug-in connection cable of the fume cupboard lighting is simply connected to the socket

#### Technical data

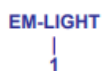
- Supply voltage 230 V AC, connection to EM-TRF or EM-TRF UPS
- Maximum switching current 8 A
- Operating temperature 0 - 50 °C
- Degree of protection IP 20

#### 1 Product

**EM-LIGHT** Connection socket for lighting, switchable on control panel (only for ELAB component, EASYLAB fume cupboard controller; also requires EM-TRF or EM-TRF-USV)

#### Note:

This is the order code for retrofitting the expansion module into a VAV control unit with EASYLAB control component. Usually, the expansion module is ordered with the initial order for the VAV controller for fume cupboard control, via the order code of the basic unit under the section Expansion modules with the order code S.



### **Commissioning with factory preparation**

When ordering the EASYLAB controller with EM-LIGHT expansion module, the connection socket is installed and wired at the factory and the lighting control is activated in the configuration. The built-in socket for light switching is thus ready for operation.

### **Installation and commissioning for retrofitting**

The prerequisite for retrofitting is an existing EM-TRF or EM-TRF-USV expansion module in the EASYLAB TCU3 controller for supplying the controller and the lighting via mains voltage.

For retrofitting:

- Disconnect the EASYLAB controller TCU3 from power supply
- Install and wire the EM-LIGHT expansion module in the basic casing
- Use the EasyConnect configuration software to activate the lighting control button on the control unit