




Conforms to VDI 6022



Mini Pleat Filter

MFP



For the most demanding requirements of air cleanliness and sterility

Prefilters or final filters for the separation of fine dust and suspended particles. Used for industrial, research, medical, pharmaceutical, and nuclear engineering applications.

- Filter groups ISO ePM10, ISO ePM1 (fine dust filter) and EPA, HEPA (particulate filter)
- Performance data tested according to ISO 16890 or to EN 1822-1 and ISO 29463-2 to ISO 29463-5
- Eurovent certification for fine dust filters
- Meets the hygiene requirements of VDI 6022
- Filter media for special requirements, glass fibre papers with spacers made of thermoplastic hot-melt adhesive
- Low initial differential pressure due to ideal pleat position and largest possible filter area
- Perfect adjustment to individual requirements due to different pleat depths, filter frame made of various materials
- Fitting into ceiling mounted or wall mounted particulate filters (types TFC, TFW, TFM, TFP), ducted particulate filters (types KSF, KSFS), duct casings for particulate filters (type DCA), or operating theatre ceilings
- Automatic filter scan test for all filters from filter class H14

General information	2	Order code	6
Technical data	4	Dimensions	7
Specification text	5	Product details	31

General information

Application

- Mini pleat filter panel type MFP for the separation of fine dust and suspended particles such as aerosols, toxic dusts, viruses, bacteria from the supply and extract air in ventilation and air-conditioning systems with large volume flow rates and long filter service lives.
- Fine dust filter: Prefilter or final filter for the separation of fine dust in ventilation and air conditioning systems.
- Particulate filter: Main or final filter used for the most critical requirements of air cleanliness and sterility in areas such as production, research, medicine, pharmaceuticals industry, and nuclear engineering

Special characteristics

- Leakage test is standard for all particulate filters of classes H13, H14

Classification

- Eurovent certification for fine dust filters
- Hygiene conformity for constructions ALN, ALZ, ALY, ALU, ALV

Nominal sizes

- $B \times H \times D$ [mm]

Options

- FT: Pleat depth
- PU: Protection grid on the upstream side
- PD: Protection grid on the downstream side
- PB: Protection grid on both sides
- FNU: Flat seal on the upstream side
- FND: Flat seal on the downstream side
- FNB: Flat seal on both sides
- TGU: Test groove seal on the upstream side (only for filter classes H13, H14)
- CSU: Continuous seal on the upstream side
- CSD: Continuous seal on the downstream side
- CSB: Continuous seal on both sides
- GPU: Fluid seal (only for ALU/ALV)
- WS: Without seal
- OT: Oil mist test (only for filter classes H13, H14)
- OTC: Oil mist test with certificate (only for filter classes H13, H14)
- ST: Scan test (only for filter classes H13, H14)

Construction

- PLA: Frame made of plastic (depth 48, 96 and 150 mm)
- MDFF: Frame made of MDF, with header frame (depth 60 mm)
- MDF: Frame made of MDF (depth 60, 78, 150 and 292 mm)
- GAL: Frame made of galvanised steel (depth 60, 150 and 292 mm)
- STA: Frame made of stainless steel (depth 60, 150 and 292 mm)
- ALN: Frame made of extruded aluminium sections (depth 30 mm)
- ALZ: Frame made of extruded aluminium sections (depth 78 mm)
- ALY: Frame made of extruded aluminium sections (depth 150 mm)
- ALU: Frame made of extruded aluminium sections (depth 91 mm)
- ALV: Frame made of extruded aluminium sections (depth 85 mm)

Useful additions

- Filter wall (SIF)
- Universal casing (UCA)
- Ducted particulate filter, available as one unit (KSF, KSFS) or as a filter unit system (KSFSSP)
- Duct casing for particulate filters (DCA)
- Ceiling mounted particulate filter (TFC)
- Wall mounted particulate filter (TFW)
- Particulate filter module (TFM)
- Pharmaceutical clean room terminal filter (TFP)

Construction features

- Perimeter flat seal on the upstream side for constructions MDF, GAL, STA, ALN, ALZ and ALY
- Some constructions with optional foamed continuous seal or with a test groove seal (filter classes H13, H14) on the upstream side; the flat section or continuous seal can also be fitted on the downstream side or on both sides
- As standard, constructions ALU/ALV are fitted with a fluid seal
- Protection grid made of expanded metal, can be fitted on the downstream or upstream side or both sides as required

Materials and surfaces

- Filter media made of high-quality, wet-strength glass fibre papers, pleated
- Spacers provide a uniform spacing of the pleats
- Sealing compound made of permanently elastic two-component polyurethane adhesive
- Frame made of either plastic, MDF, galvanised sheet steel, stainless steel, or extruded aluminium sections

Standards and guidelines

- Tested according to ISO 16890; International standard for general ventilation and air conditioning; classification of separation efficiency based on the measured fractional separation efficiency, which is processed into a reporting system for the fine dust separation efficiency (ePM)
- For fine dust filters, the fractional separation efficiency of a certain size range is determined by aerosols (DEHS and KCl)
- Depending on the test values, the filters are classified into filter groups ISO ePM10 and ISO ePM1
- Testing of particulate filters according to EN 1822-1 and ISO 29463-2 to ISO 29463-5 (EPA, HEPA and ULPA particulate filters): Standards for testing the filtration performance in the factory, based on particle counting methods using a liquid test aerosol.
- Uniform classification of particulate filters according to separation efficiency, using a test aerosol with an average particle size within the minimum separation efficiency (MPPS)
- Particulate filters are classified into the filter groups EPA (filter classes E10, E11, E12), HEPA (filter classes H13, H14) and ULPA (filter classes U15, U16, U17), according to the values determined for local separation efficiency and integral separation efficiency.
- Hygienic conformity for versions ALN, ALZ, ALY, ALU, ALV: VDI 6022, VDI 3803, DIN 1946 Part 4, ÖNORM H 6020, SWKI VA 104-01 and SWKI 99-3 as well as EN 16798

Technical data

Fractional efficiency ePM10 [%] to ISO 16890	55	–	–
Fractional efficiency ePM1 [%] to ISO 16890	–	65	90
Initial differential pressure [Pa] at nominal volume flow rate	90	110	150
Final differential pressure [Pa]	450	450	450
Maximum operating temperature [°C]	80	80	80
Maximum relative humidity [%]	100	100	100

Filter class according to EN 1822	E11	H13	H14
Efficiency [%] according to EN 1822	> 95	> 99.95	> 99.995
Initial differential pressure [Pa] at nominal volume flow rate	125	250	120/140
Final differential pressure [Pa]	300	600	300
Maximum operating temperature [°C]	80	80	80
Maximum relative humidity [%]	100	100	100

Specification text

This specification text describes the general properties of the product. Texts for variants can be generated with our Easy Product Finder design programme.

Specification text

Mini pleat filter panels MFP for the separation of fine dust and suspended particles such as aerosols, toxic dusts, viruses and bacteria from the supply and extract air in ventilation systems. Used as fine dust filters, prefilters or final filters in AHU units; or as particulate filters, main or final filters for highest requirements of air purity and sterility, in areas such as industry, research, medicine, pharmaceuticals, and nuclear technology. Low installation depth due to compact V-design, for systems with high volume flow rates and long filter service lives. Filter media made of high-quality, wet-strength glass fibre papers, with spacers made of thermoplastic hot-melt adhesive. Ideal pleat position and largest possible filter surface allow low initial differential pressure. Mini-Pleat filter panels available in standard and special sizes, in variable pleat depths, filter groups ISO ePM10, ISO ePM2.5, ISO ePM1 (fine dust filters) and EPA, HEPA, ULPA (particulate filters). Depending on the frame design, Mini Pleat filter panels are fitted as standard without seal, with a flat seal on the upstream side, or with a fluid seal. Versions optionally available with foamed continuous seal on one or both sides, with a test groove seal on the upstream side, or with a protection grid, positioned as required. Mini Pleat filter panels used as fine dust filters are certified by Eurovent. Constructions with a frame made of extruded aluminium sections meet the hygiene requirements of VDI 6022.

Special features

- Leakage test is standard for all particulate filters of classes H13, H14

Materials and surfaces

- Filter media made of high-quality, wet-strength glass fibre papers, pleated

- Spacers provide a uniform spacing of the pleats
- Sealing compound made of permanently elastic two-component polyurethane adhesive
- Frame made of either plastic, MDF, galvanised sheet steel, stainless steel, or extruded aluminium sections

Construction

- PLA: Frame made of plastic (depth 48, 96 and 150 mm)
- MDFF: Frame made of MDF, with header frame (depth 60 mm)
- MDF: Frame made of MDF (depth 60, 78, 150 and 292 mm)
- GAL: Frame made of galvanised steel (depth 60, 150 and 292 mm)
- STA: Frame made of stainless steel (depth 60, 150 and 292 mm)
- ALN: Frame made of extruded aluminium sections (depth 30 mm)
- ALZ: Frame made of extruded aluminium sections (depth 78 mm)
- ALY: Frame made of extruded aluminium sections (depth 150 mm)
- ALU: Frame made of extruded aluminium sections (depth 91 mm)
- ALV: Frame made of extruded aluminium sections (depth 85 mm)

Sizing data

- Filter group [ISO 16890]
- Efficiency [%]
- Filter class [EN 1822]
- Volume flow rate [m³/h]
- Initial differential pressure [Pa]
- Nominal size [mm]

Order code

MFP – H13 – – MDF / 610 × 610 × 78 × 50 / PD / FNU / ST
 | 1 | 2 | 3 | 4 | 5 | 6 | 7 | 8 | 9

1 Type

MFP Mini Pleat filter panel

Specify width × height × depth

2 Filter class

ePM1 Fractional efficiency ePM1 acc. to ISO 16890

ePM10 Fractional efficiency ePM10 acc. to ISO 16890

E11 Filter class E11 according to EN 1822

H13 Filter class H13 according to EN 1822

H14 Filter class H14 according to EN 1822

6 Pleat depth [mm]

Specify pleat depth

3 Separation efficiency

Specify separation efficiency [%] according to ISO 16890 (not for E11, H13, H14)

7 Protection grid

No entry: without protection grid

PU Protection grid on the upstream side

PD Protection grid on the downstream side (with construction ALN as standard)

PB Protection grid on both sides

4 Construction

PLA Plastic frame

MDF Frame made of MDF

MDFF Frame made of MDF, with top frame

GAL Frame made of galvanised sheet steel

STA Frame made of stainless steel

ALN Frame made of extruded aluminium sections (depth 30 mm)

ALZ Frame made of extruded aluminium sections (depth 78 mm)

ALV Frame made of extruded aluminium sections (depth 85 mm)

ALU Frame made of extruded aluminium sections (depth 91 mm)

ALY Frame made of extruded aluminium sections (depth 150 mm)

8 Seal

WS without seal

FNU Flat seal on the upstream side

FND Flat seal on the downstream side

FNB Flat seal on both sides

TGU Test groove seal on the upstream side

CSU Continuous seal on the upstream side

CSD Continuous seal on the downstream side

CSB Continuous seal on both sides

GPU Fluid seal (constructions ALU and ALV only)

9 Testing

No entry: no leakage test

OT Oil mist test (filter classes H13 and H14 only)

OTC Oil mist test with certificate (filter classes H13 and H14 only)

ST Scan test (filter classes H13 and H14 only)

5 Nominal size [mm]

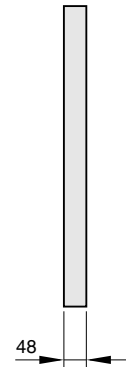
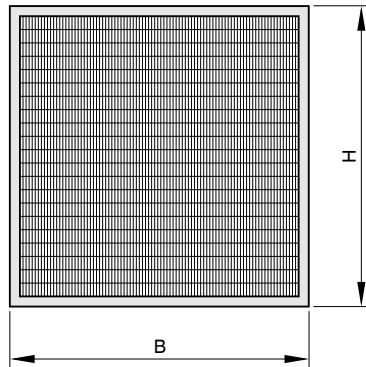
Order example: MFP-H13-MDF/610×610×78×50/PD/FNU/ST

Type	MFP
Filter class	Filter class H13 according to EN 1822
Separation efficiency	-
Construction	Frame made of MDF
Nominal size [mm]	Width 610, height 610, depth 78
Pleat depth [mm]	50
Protection grid	Protection grid on the downstream side
Seal	Flat seal on the upstream side
Testing	scan test

Dimensions

MFP-...-PLA

MFP-...-PLA, side view



Product specific data MFP-PLA

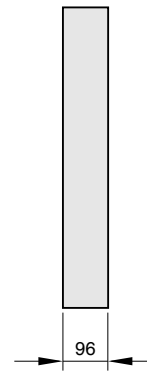
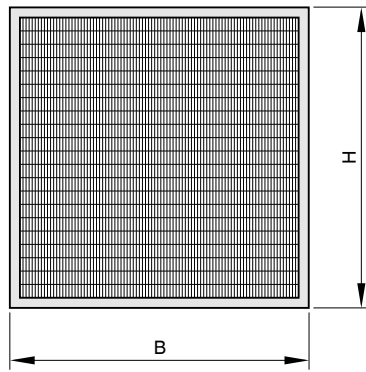
Delivery version: Mini-Pleat filter panels with plastic frame as standard without seal. Optionally with flat seal or continuous seal, or with protection grid, positioning as required. All weights are net, without packaging.

1					2		3	4	5
B	H	T	Pleat depth	Filter class	q _v [l/s]	q _v [m³/h]	Δ p _A [Pa]	m²	kg
287	287	48	40	ePM10 55 %	157	565	90	1.7	0.5
287	592	48	40	ePM10 55 %	324	1165	90	3.5	0.9
490	592	48	40	ePM10 55 %	574	2065	90	6.2	1.5
592	592	48	40	ePM10 55 %	694	2500	90	7.5	1.8
892	287	48	40	ePM10 55 %	611	2200	90	6.5	1.3
892	490	48	40	ePM10 55 %	1046	3765	90	11.2	2.3
892	592	48	40	ePM10 55 %	1258	4530	90	13.6	2.7
287	287	48	40	ePM1 65 %	157	565	100	1.7	0.5
287	592	48	40	ePM1 65 %	324	1165	100	3.5	0.9
490	592	48	40	ePM1 65 %	574	2065	100	6.2	1.5
592	592	48	40	ePM1 65 %	694	2500	100	7.5	1.8
892	287	48	40	ePM1 65 %	611	2200	100	6.5	1.3
892	490	48	40	ePM1 65 %	1046	3765	100	11.2	2.3
892	592	48	40	ePM1 65 %	1258	4530	100	13.6	2.7
287	287	48	40	ePM1 90 %	157	565	170	1.7	0.5
287	592	48	40	ePM1 90 %	324	1165	170	3.5	0.9
490	592	48	40	ePM1 90 %	574	2065	170	6.2	1.5
592	592	48	40	ePM1 90 %	694	2500	170	7.5	1.8
892	287	48	40	ePM1 90 %	611	2200	170	6.5	1.3
892	490	48	40	ePM1 90 %	1046	3765	170	11.2	2.3
892	592	48	40	ePM1 90 %	1258	4530	170	13.6	2.7

1 Nominal size, 2 Nominal volume flow, 3 Initial pressure difference, 4 Filter area, 5 Weight,

MFP-...-PLA

MFP-...-PLA, side view



Product specific data MFP-PLA

Delivery version: Mini-Pleat filter panels with plastic frame as standard without seal. Optionally with flat seal or continuous seal, or with protection grid, positioning as required. All weights are net, without packaging.


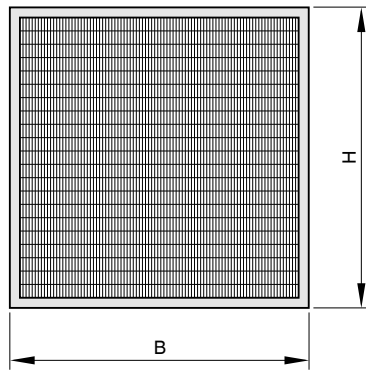
1					2		3	4	5
B	H	T	Pleat depth	Filter class	q _v [l/s]	q _v [m³/h]	Δ p _A [Pa]	m²	kg
287	287	96	80	ePM10 55 %	157	565	90	2.4	0.9
287	592	96	80	ePM10 55 %	324	1165	90	5	1.7
490	592	96	80	ePM10 55 %	574	2065	90	8.8	2.9
592	592	96	80	ePM10 55 %	694	2500	90	10.7	3.5
892	287	96	80	ePM10 55 %	611	2200	90	9.3	1.7
892	490	96	80	ePM10 55 %	1046	3765	90	16	3.1
892	592	96	80	ePM10 55 %	1258	4530	90	19.3	3.7
287	287	96	80	ePM1 65 %	157	565	100	2.4	0.9
287	592	96	80	ePM1 65 %	324	1165	100	5	1.7
490	592	96	80	ePM1 65 %	574	2065	100	8.8	2.9
592	592	96	80	ePM1 65 %	694	2500	100	10.7	3.5
892	287	96	80	ePM1 65 %	611	2200	100	9.3	1.7
892	490	96	80	ePM1 65 %	1046	3765	100	16	3.1
892	592	96	80	ePM1 65 %	1258	4530	100	19.3	3.7
287	287	96	80	ePM1 90 %	157	565	150	2.4	0.9
287	592	96	80	ePM1 90 %	324	1165	150	5	1.7
490	592	96	80	ePM1 90 %	574	2065	150	8.8	2.9
592	592	96	80	ePM1 90 %	694	2500	150	10.7	3.5
892	287	96	80	ePM1 90 %	611	2200	150	9.3	1.7
892	490	96	80	ePM1 90 %	1046	3765	150	16	3.1
892	592	96	80	ePM1 90 %	1258	4530	150	19.3	3.7

1 Nominal size, 2 Nominal volume flow, 3 Initial pressure difference, 4 Filter area, 5 Weight



MFP-...-PLA

MFP-...-PLA, side view



Product specific data MFP-PLA

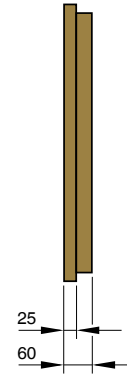
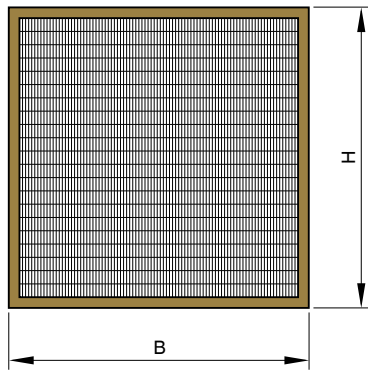
Delivery version: Mini-Pleat filter panels with plastic frame as standard without seal, in installation depth 150 mm with head frame. Optionally with flat seal or continuous seal or with protection grid, positioning as required. All weights are net, without packaging.

1					2		3	4	5
B	H	T	Pleat depth	Filter class	q _v [l/s]	q _v [m³/h]	Δ p _A [Pa]	m²	kg
287	287	150	120	ePM10 55 %	129	465	90	2.2	1.3
287	592	150	120	ePM10 55 %	300	1080	90	5.1	2.5
490	592	150	120	ePM10 55 %	564	2030	90	9.6	4.2
592	592	150	120	ePM10 55 %	694	2500	90	11.8	5.1
287	287	150	120	ePM1 65 %	129	465	150	2.2	1.3
287	592	150	120	ePM1 65 %	300	1080	150	5.1	2.5
490	592	150	120	ePM1 65 %	564	2030	150	9.6	4.2
592	592	150	120	ePM1 65 %	694	2500	150	11.8	5.1
287	287	150	120	ePM1 90 %	129	465	170	2.2	1.3
287	592	150	120	ePM1 90 %	300	1080	170	5.1	2.5
490	592	150	120	ePM1 90 %	564	2030	170	9.6	4.2
592	592	150	120	ePM1 90 %	694	2500	170	11.8	5.1

1 Nominal size, 2 Nominal volume flow, 3 Initial pressure difference, 4 Filter area, 5 Weight

MFP-...MDFF

MFP-...MDFF, side view



Product specific data MFP-MDFF

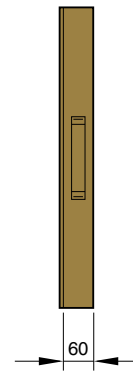
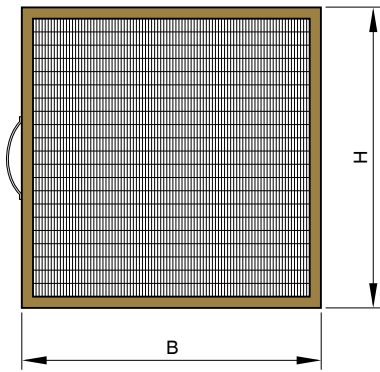
Delivery version: Mini-Pleat filter panels with frame made of MFD with head frame, without seal as standard. All weights are net, without packaging.

1					2		3	4	5
B	H	T	Pleat depth	Filter class	q _v [l/s]	q _v [m³/h]	Δ p _A [Pa]	m²	kg
287	592	60	46	ePM10 55 %	292	1050	85	3.2	2
592	592	60	46	ePM10 55 %	694	2500	85	7.3	3.5
287	592	60	46	ePM1 65 %	292	1050	90	3.2	2
592	592	60	46	ePM1 65 %	694	2500	90	7.3	3.5
287	592	60	46	ePM1 90 %	292	1050	140	3.2	2
592	592	60	46	ePM1 90 %	694	2500	140	7.3	3.5

1 Nominal size, 2 Nominal volume flow, 3 Initial pressure difference, 4 Filter area, 5 Weight

MFP-...-MDF

MFP-...-MDF, side view

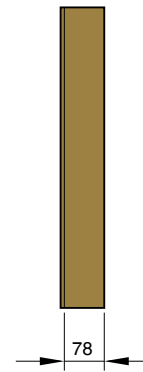
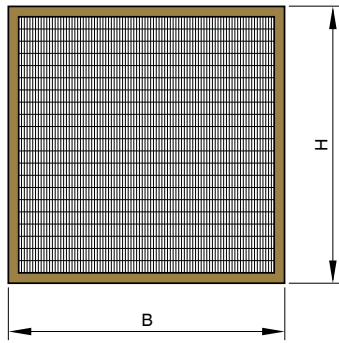


Product-specific data MFP-MDF

Delivery version: Mini-Pleat filter panels with frame made of MDF as standard with flat seal on the upstream side and with handle (prefilter for duct particulate filter, type KSFS). All weights are net, without packaging

1					2		3	4	5
B	H	T	Pleat depth	Filter class	qv [l/s]	qv [m³/h]	ΔpA [Pa]	m²	kg
305	610	60	46	ePM10 55 %	389	1400	90	3.8	2.4
610	610	60	46	ePM10 55 %	833	3000	90	8.2	3.2
762	610	60	46	ePM10 55 %	1056	3800	90	10.3	3.7
305	610	60	46	ePM1 65 %	389	1400	110	3.8	2.4
610	610	60	46	ePM1 65 %	833	3000	110	8.2	3.2
762	610	60	46	ePM1 65 %	1056	3800	110	10.3	3.7
305	610	60	46	ePM1 90 %	389	1400	150	3.8	2.4
610	610	60	46	ePM1 90 %	833	3000	150	8.2	3.2
762	610	60	46	ePM1 90 %	1056	3800	150	10.3	3.7

1 Nominal size, 2 Nominal volume flow, 3 Initial pressure difference, 4 Filter area, 5 Weight

MFP-...-MDF
MFP-...-MDF, side view

Product-specific data MFP-MDF

Delivery version: Mini Pleat filter panels with frame made of MDF as standard with flat seal on the upstream side. Optionally with continuous seal or protection grid, positioning as required. All weights are net, without packaging

1					2		3	4	5
B	H	T [mm]	Pleat depth	Filter class	qv [l/s]	qv [m³/h]	ΔpA [Pa]	m²	kg
305	305	78	46	ePM10 55 %	182	655	90	1.8	1.5
345	345	78	46	ePM10 55 %	240	865	90	2.3	1.8
435	435	78	46	ePM10 55 %	401	1445	90	3.9	2
457	457	78	46	ePM10 55 %	447	1610	90	4.4	2.5
535	535	78	46	ePM10 55 %	629	2265	90	6.2	3.1
575	575	78	46	ePM10 55 %	735	2645	90	7.2	3.4
305	610	78	46	ePM10 55 %	389	1400	90	3.8	3
610	610	78	46	ePM10 55 %	833	3000	90	8.2	3.5
305	305	78	46	ePM1 65 %	182	655	110	1.8	1.5
345	345	78	46	ePM1 65 %	240	865	110	2.3	1.8
435	435	78	46	ePM1 65 %	401	1445	110	3.9	2
457	457	78	46	ePM1 65 %	447	1610	110	4.4	2.5
535	535	78	46	ePM1 65 %	629	2265	110	6.2	3.1
575	575	78	46	ePM1 65 %	735	2645	110	7.2	3.4
305	610	78	46	ePM1 65 %	389	1400	110	3.8	2.5
610	610	78	46	ePM1 65 %	833	3000	110	8.2	3.5
305	305	78	46	ePM1 90 %	182	655	150	1.8	1.5
345	345	78	46	ePM1 90 %	240	865	150	2.3	1.8
435	435	78	46	ePM1 90 %	401	1445	150	3.9	2
457	457	78	46	ePM1 90 %	447	1610	150	4.4	2.5
535	535	78	46	ePM1 90 %	629	2265	150	6.2	3.1
575	575	78	46	ePM1 90 %	735	2645	150	7.2	3.4
305	610	78	46	ePM1 90 %	389	1400	150	3.8	2.5
610	610	78	46	ePM1 90 %	833	3000	150	8.2	3.5
203	203	78	46	E11	28	100	125	0.7	1
305	305	78	46	E11	72	260	125	1.9	1.5
345	345	78	46	E11	96	345	125	2.5	1.8
435	435	78	46	E11	160	575	125	4.2	2
457	457	78	46	E11	178	640	125	4.1	2.5
535	535	78	46	E11	250	900	125	6.6	3.1
835	535	78	46	E11	400	1440	125	10.7	4.2
1135	535	78	46	E11	551	1985	125	14.7	5.2



1					2		3	4	5
B	H	T [mm]	Pleat depth	Filter class	qv [l/s]	qv [m³/h]	ΔpA [Pa]	m²	kg
557	557	78	46	E11	272	980	125	7.2	3.3
575	575	78	46	E11	292	1050	125	7.8	3.4
305	610	78	46	E11	154	555	125	4.1	2.5
457	610	78	46	E11	242	870	125	6.4	3
610	610	78	46	E11	331	1190	125	8.8	3.5
762	610	78	46	E11	418	1505	125	11.1	4
915	610	78	46	E11	507	1825	125	13.5	4.5
1220	610	78	46	E11	683	2460	125	18.2	5.7
1525	610	78	46	E11	860	3095	125	22.9	7.1
1830	610	78	46	E11	1036	3730	125	27.6	8.6
762	762	78	46	E11	529	1905	125	14.1	4.4
915	762	78	46	E11	642	2310	125	17.1	5.3
1220	762	78	46	E11	864	3110	125	23	7.2
1525	762	78	46	E11	1088	3915	125	28.9	9
1830	762	78	46	E11	1311	4720	125	34.9	10.9
915	915	78	46	E11	776	2795	125	20.7	6.4
1220	915	78	46	E11	1047	3770	125	27.9	8.7
1525	915	78	46	E11	1318	4745	125	35.1	10.9
1830	915	78	46	E11	1588	5715	125	42.2	13.2
203	203	78	46	H13	28	100	250	0.7	1
305	305	78	46	H13	72	260	250	1.9	1.5
345	345	78	46	H13	96	345	250	2.5	1.8
435	435	78	46	H13	160	575	250	4.2	2
457	457	78	46	H13	178	640	250	4.7	2.5
535	535	78	46	H13	250	900	250	6.6	3.1
835	535	78	46	H13	400	1440	250	10.7	4.2
1135	535	78	46	H13	551	1985	250	14.7	5.2
557	557	78	46	H13	272	980	250	7.2	3.3
575	575	78	46	H13	292	1050	250	7.8	3.4
305	610	78	46	H13	154	555	250	4.1	2.5
457	610	78	46	H13	242	870	250	6.4	3
610	610	78	46	H13	331	1190	250	8.8	3.5
762	610	78	46	H13	418	1505	250	11.1	4
915	610	78	46	H13	507	1825	250	13.5	4.5
1220	610	78	46	H13	683	2460	250	18.2	5.7
1525	610	78	46	H13	860	3095	250	22.9	7.1
1830	610	78	46	H13	1036	3730	250	27.6	8.6
762	762	78	46	H13	529	1905	250	14.1	4.4
915	762	78	46	H13	642	2310	250	17.1	5.3
1220	762	78	46	H13	864	3110	250	23	7.2
1525	762	78	46	H13	1088	3915	250	28.9	9
1830	762	78	46	H13	1311	4720	250	34.9	10.9
915	915	78	46	H13	776	2795	250	20.7	6.4
1220	915	78	46	H13	1047	3770	250	27.9	8.7
1525	915	78	46	H13	1318	4745	250	35.1	10.9
1830	915	78	46	H13	1588	5715	250	42.2	13.2
203	203	78	46	H14	14	50	120	0.8	1
305	305	78	46	H14	36	130	120	2.1	1.5
345	345	78	46	H14	49	175	120	2.8	1.8
435	435	78	46	H14	81	290	120	4.7	2
457	457	78	46	H14	90	325	120	5.2	2.5
535	535	78	46	H14	126	455	120	7.4	3.1
835	535	78	46	H14	203	730	120	11.8	4.2
1135	535	78	46	H14	281	1010	120	16.3	5.2
557	557	78	46	H14	139	500	120	8	3.3
575	575	78	46	H14	149	535	120	8.6	3.4
305	610	78	46	H14	78	280	120	4.6	2.5
457	610	78	46	H14	124	445	120	7.2	3
610	610	78	46	H14	168	605	120	9.8	3.5
762	610	78	46	H14	213	765	120	12.4	4

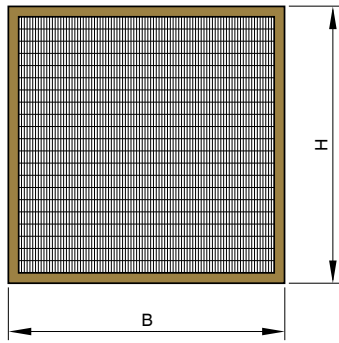


1					2		3	4	5
B	H	T [mm]	Pleat depth	Filter class	qv [l/s]	qv [m³/h]	ΔpA [Pa]	m²	kg
915	610	78	46	H14	258	930	120	15	4.5
1220	610	78	46	H14	347	1250	120	20.2	5.7
203	203	78	64	H13	35	125	250	1	1
305	305	78	64	H13	90	325	250	2.5	1.5
345	345	78	64	H13	119	430	250	3.3	1.8
435	435	78	64	H13	201	725	250	5.5	2
457	457	78	64	H13	224	805	250	6.2	2.5
535	535	78	64	H13	314	1130	250	8.7	3.1
835	535	78	64	H13	504	1815	250	14	4.2
1135	535	78	64	H13	694	2500	250	19.2	5.2
557	557	78	64	H13	343	1235	250	9.5	3.3
575	575	78	64	H13	367	1320	250	10.2	3.4
305	610	78	64	H13	194	700	250	5.4	2.5
457	610	78	64	H13	306	1100	250	8.4	3
610	610	78	64	H13	417	1500	250	11.5	3.5
762	610	78	64	H13	528	1900	250	14.6	4
915	610	78	64	H13	639	2300	250	17.7	4.5
1220	610	78	64	H13	861	3100	250	23.8	5.7
1525	610	78	64	H13	1083	3900	250	29.9	7.2
1830	610	78	64	H13	1306	4700	250	36.1	8.7
762	762	78	64	H13	668	2405	250	18.5	4.5
915	762	78	64	H13	808	2910	250	22.3	5.4
1220	762	78	64	H13	1090	3925	250	30.1	7.3
1525	762	78	64	H13	1371	4935	250	37.9	9.1
1830	762	78	64	H13	1653	5950	250	45.6	11
915	915	78	64	H13	979	3525	250	27.1	6.5
1220	915	78	64	H13	1319	4750	250	36.4	8.8
1525	915	78	64	H13	1661	5980	250	45.8	11
1830	915	78	64	H13	2001	7205	250	55.2	13.3
203	203	78	64	H14	18	65	120	1.1	1
305	305	78	64	H14	46	165	120	2.8	1.5
345	345	78	64	H14	60	215	120	3.7	1.8
435	435	78	64	H14	101	365	120	6.2	2
457	457	78	64	H14	113	405	120	6.9	2.5
535	535	78	64	H14	158	570	120	9.7	3.1
835	535	78	64	H14	251	905	120	15.6	4.2
1135	535	78	64	H14	350	1260	120	21.4	5.2
557	557	78	64	H14	172	620	120	10.6	3.3
575	575	78	64	H14	185	665	120	11.3	3.4
305	610	78	64	H14	97	350	120	6	2.5
457	610	78	64	H14	154	555	120	9.4	3
610	610	78	64	H14	210	755	120	12.9	3.5
762	610	78	64	H14	265	955	120	16.3	4
915	610	78	64	H14	322	1160	120	19.7	4.5
1220	610	78	64	H14	433	1560	120	26.6	5.7

1 Nominal size, 2 Nominal volume flow, 3 Initial pressure difference, 4 Filter area, 5 Weight

MFP-...-MDF

MFP-...-MDF, side view



Product-specific data MFP-MDF


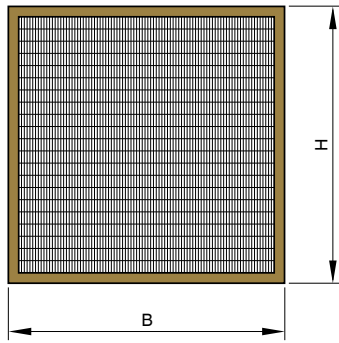
Delivery version: Mini Pleat filter panels with frame made of MDF as standard with flat seal on the upstream side. Filter classes H13, H14 with leakage test. Optionally with test groove seal on the upstream side (for filter classes H13, H14), with flat seal or continuous seal or with protection grid, positioning as required. All weights are net, without packaging.

1					2		3	4	5
B	H	T	Pleat depth	Filter class	qv [l/s]	qv [m³/h]	ΔpA [Pa]	m²	kg
203	203	150	46	E11	28	100	125	0.7	1
305	305	150	46	E11	72	260	125	1.9	3.3
345	345	150	46	E11	96	345	125	2.5	4.2
435	435	150	46	E11	160	575	125	4.2	4.8
457	457	150	46	E11	178	640	125	4.7	5.3
535	535	150	46	E11	250	900	125	6.6	6.7
575	575	150	46	E11	292	1050	125	7.8	7
305	610	150	46	E11	154	555	125	4.1	4.8
457	610	150	46	E11	242	870	125	6.4	6.2
610	610	150	46	E11	331	1190	125	8.8	7.5
762	610	150	46	E11	418	1505	125	11.1	8.8
915	610	150	46	E11	507	1825	125	13.5	10
1220	610	150	46	E11	683	2460	125	18.2	12.7
1525	610	150	46	E11	860	3095	125	0.7	1
1830	610	150	46	E11	1036	3730	125	1.9	3.3
762	762	150	46	E11	529	1905	125	2.5	4.2
915	762	150	46	E11	642	2310	125	4.2	4.8
1220	762	150	46	E11	864	3110	125	23	16
1525	762	150	46	E11	1088	3915	125	6.6	6.7
1830	762	150	46	E11	1311	4720	125	7.8	7
915	915	150	46	E11	776	2795	125	4.1	4.8
1220	915	150	46	E11	1047	3770	125	6.4	6.2
1525	915	150	46	E11	1318	4745	125	8.8	7.5
1830	915	150	46	E11	1588	5715	125	11.1	8.8
203	203	150	46	H13	28	100	250	0.7	1
305	305	150	46	H13	72	260	250	1.9	3.3
345	345	150	46	H13	96	345	250	2.5	4.2
435	435	150	46	H13	160	575	250	4.2	4.8
457	457	150	46	H13	178	640	250	4.7	5.3
535	535	150	46	H13	250	900	250	6.6	6.7
575	575	150	46	H13	292	1050	250	7.8	7
305	610	150	46	H13	154	555	250	4.1	4.8
457	610	150	46	H13	242	870	250	6.4	6.2
610	610	150	46	H13	331	1190	250	8.8	7.5
762	610	150	46	H13	418	1505	250	11.1	8.8
915	610	150	46	H13	507	1825	250	13.5	10
1220	610	150	46	H13	683	2460	250	18.2	12.7
1525	610	150	46	H13	860	3095	250	22.9	15.9
1830	610	150	46	H13	1036	3730	250	27.6	19.2



1					2		3	4	5
B	H	T	Pleat depth	Filter class	qv [l/s]	qv [m³/h]	ΔpA [Pa]	m²	kg
762	762	150	46	H13	529	1905	250	14.1	9.8
915	762	150	46	H13	642	2310	250	17.1	11.9
1220	762	150	46	H13	864	3110	250	23	16
1525	762	150	46	H13	1088	3915	250	28.9	20.2
1830	762	150	46	H13	1311	4720	250	34.9	24.3
915	915	150	46	H13	776	2795	250	20.7	14.4
1220	915	150	46	H13	1047	3770	250	27.9	19.4
1525	915	150	46	H13	1318	4745	250	35.1	24.4
1830	915	150	46	H13	1588	5715	250	42.2	29.5
203	203	150	64	H13	35	125	250	1	1.2
305	305	150	64	H13	90	325	250	2.5	3.4
345	345	150	64	H13	119	430	250	3.3	4.3
435	435	150	64	H13	201	725	250	5.5	5
457	457	150	64	H13	224	805	250	6.2	5.6
535	535	150	64	H13	314	1130	250	8.7	7.4
575	575	150	64	H13	367	1320	250	10.2	7.6
305	610	150	64	H13	194	700	250	5.4	5.2
457	610	150	64	H13	306	1100	250	8.4	6.1
610	610	150	64	H13	417	1500	250	11.5	8.1
762	610	150	64	H13	528	1900	250	14.6	9.6
915	610	150	64	H13	639	2300	250	17.7	11
1220	610	150	64	H13	861	3100	250	23.8	14
1525	610	150	64	H13	1083	3900	250	29.9	17.6
1830	610	150	64	H13	1306	4700	250	36.1	21.2
762	762	150	64	H13	668	2405	250	18.5	10.8
915	762	150	64	H13	808	2910	250	22.3	13.1
1220	762	150	64	H13	1090	3925	250	30.1	17.7
1525	762	150	64	H13	1371	4935	250	37.9	22.2
1830	762	150	64	H13	1653	5950	250	45.6	26.8
915	915	150	64	H13	979	3525	250	27.1	15.9
1220	915	150	64	H13	1319	4750	250	36.4	21.4
1525	915	150	64	H13	1661	5980	250	45.8	27
1830	915	150	64	H13	2001	7205	250	55.2	32.5
203	203	150	120	H13	49	175	250	1.5	1.5
305	305	150	120	H13	128	460	250	3.9	3.6
345	345	150	120	H13	168	605	250	5.2	4.6
435	435	150	120	H13	281	1010	250	8.7	5.2
457	457	150	120	H13	313	1125	250	9.6	5.8
535	535	150	120	H13	440	1585	250	13.6	7.2
575	575	150	120	H13	514	1850	250	15.9	8.2
305	610	150	120	H13	272	980	250	8.4	5.6
457	610	150	120	H13	428	1540	250	13.2	6.5
610	610	150	120	H13	583	2100	250	18	8.6
762	610	150	120	H13	739	2660	250	22.8	10.1
915	610	150	120	H13	894	3220	250	27.6	11.5
1220	610	150	120	H13	1206	4340	250	37.2	14.5
203	203	150	120	H14	26	95	140	1.5	1.5
305	305	150	120	H14	69	250	140	3.9	3.6
345	345	150	120	H14	92	330	140	5.2	4.6
435	435	150	120	H14	154	555	140	8.7	5.2
457	457	150	120	H14	171	615	140	9.6	5.8
535	535	150	120	H14	242	870	140	13.6	7.2
575	575	150	120	H14	282	1015	140	15.9	8.2
305	610	150	120	H14	149	535	140	8.4	5.6
457	610	150	120	H14	233	840	140	13.2	6.5
610	610	150	120	H14	319	1150	140	18	8.6
762	610	150	120	H14	404	1455	140	22.8	10.1
915	610	150	120	H14	490	1765	140	27.6	11.5
1220	610	150	120	H14	660	2375	140	37.2	14.5

1 Nominal size, 2 Nominal volume flow, 3 Initial pressure difference, 4 Filter area, 5 Weight

MFP-...-MDF
MFP-...-MDF, side view

Product-specific data MFP-MDF

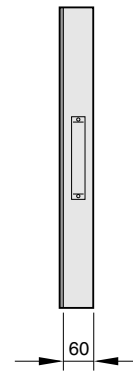
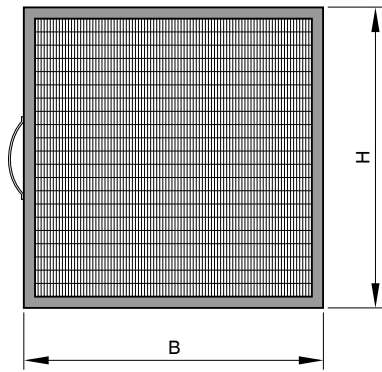
Delivery version: Mini Pleat filter panels with frame made of MDF as standard with flat seal on the upstream side. Filter classes H13, H14 with leakage test. Optionally with test groove seal on the upstream side (for filter classes H13, H14), with flat seal or continuous seal or with protection grid, positioning as required. All weights are net, without packaging.

1					2		3	4	5
B	H	T	Pleat depth	Filter class	qv [l/s]	qv [m³/h]	ΔpA [Pa]	m²	kg
305	305	292	150	E11	128	460	125	4.5	6.3
457	457	292	150	E11	314	1130	125	11	10
305	610	292	150	E11	272	980	125	9.6	9
457	610	292	150	E11	428	1540	125	15	10.5
610	610	292	150	E11	583	2100	125	20.5	14
762	610	292	150	E11	739	2660	125	26	17
915	610	292	150	E11	875	3150	125	30.8	20.4
1220	610	292	150	E11	1186	4270	125	41.8	27.2
305	305	292	120	H13	128	460	250	3.9	6.3
457	457	292	120	H13	314	1130	250	9.6	10
305	610	292	120	H13	272	980	250	8.4	9
457	610	292	120	H13	428	1540	250	13.2	10.5
610	610	292	120	H13	583	2100	250	18	14
762	610	292	120	H13	739	2660	250	22.8	17
915	610	292	120	H13	875	3150	250	27	20.4
1220	610	292	120	H13	1186	4270	250	36.6	27.2
305	305	292	180	H13	151	545	250	4.8	6.5
457	457	292	180	H13	372	1340	250	12	10.5
305	610	292	180	H13	324	1165	250	10.4	9.5
457	610	292	180	H13	508	1830	250	16.3	11.5
610	610	292	180	H13	694	2500	250	22.3	15
762	610	292	180	H13	879	3165	250	28.2	18.5
915	610	292	180	H13	1042	3750	250	33.5	22.2
1220	610	292	180	H13	1413	5085	250	45.3	29.6
305	305	292	180	H14	90	325	140	4.8	6.5
457	457	292	180	H14	224	805	140	12	10.5
305	610	292	180	H14	194	700	140	10.4	9.5
457	610	292	180	H14	306	1100	140	16.3	11.5
610	610	292	180	H14	417	1500	140	22.3	15
762	610	292	180	H14	528	1900	140	28.2	18.5
915	610	292	180	H14	625	2250	140	33.5	22.2
1220	610	292	180	H14	847	3050	140		29.6

1 Nominal size, 2 Nominal volume flow, 3 Initial pressure difference, 4 Filter area, 5 Weight

MFP-...-GAL/STA

MFP-...-GAL/STA, side view



Product-specific data MFP-GAL/STA

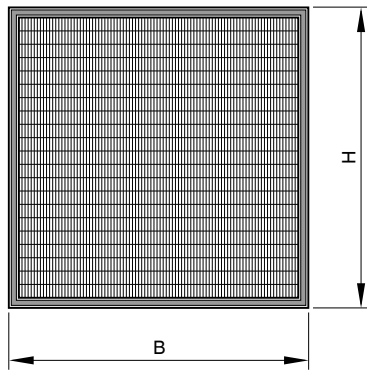
Delivery version: Mini Pleat filter panels with frame made of galvanised sheet steel or stainless steel, as standard with flat seal on the upstream side and with handle (prefilter for duct particulate filter, type KSFS). All weights are net, without packaging.

1					2		3	4	5
B	H	T	Pleat depth	Filter class	qv [l/s]	qv [m³/h]	ΔpA [Pa]	m²	kg
305	610	60	50	ePM10 55 %	389	1400	90	4.5	2.5
610	610	60	50	ePM10 55 %	833	3000	90	9.1	3.3
762	610	60	50	ePM10 55 %	1056	3800	90	11.4	3.8
305	610	60	50	ePM1 65 %	389	1400	110	4.5	2.5
610	610	60	50	ePM1 65 %	833	3000	110	9.1	3.3
762	610	60	50	ePM1 65 %	1056	3800	110	11.4	3.8
305	610	60	50	ePM1 90 %	389	1400	150	4.5	2.5
610	610	60	50	ePM1 90 %	833	3000	150	9.1	3.3
762	610	60	50	ePM1 90 %	1056	3800	150	11.4	3.8

1 Nominal size, 2 Nominal volume flow, 3 Initial pressure difference, 4 Filter area, 5 Weight

MFP-...-GAL/STA

MFP-...-GAL/STA, side view



Product-specific data MFP-GAL/STA

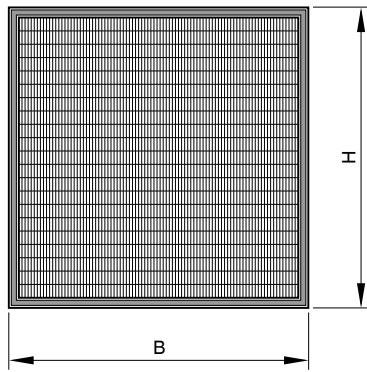
Delivery version: Mini Pleat filter plates with frame made of galvanised sheet steel or stainless steel as standard with flat seal on the upstream side. Filter classes H13, H14 with leakage test. Optionally with test groove seal on the upstream side (for filter classes H13, H14), with flat seal or continuous seal or with protection grid, positioning as required. All weights are net, without packaging.

1					2		3	4	5
B	H	T	Pleat depth	Filter class	qv [l/s]	qv [m³/h]	ΔpA [Pa]	m²	kg
305	305	150	50	E11	79	285	125	2.4	3.4
345	345	150	50	E11	104	375	125	3.1	4.4
435	435	150	50	E11	174	625	125	5	4.9
457	457	150	50	E11	194	700	125	5.5	5.4
535	535	150	50	E11	272	980	125	7.6	6.6
575	575	150	50	E11	318	1145	125	8.7	7.1
305	610	150	50	E11	168	605	125	4.9	4.9
457	610	150	50	E11	264	950	125	7.4	5.7
610	610	150	50	E11	361	1300	125	9.8	7.6
762	610	150	50	E11	457	1645	125	12.3	9
915	610	150	50	E11	554	1995	125	14.8	10.5
1220	610	150	50	E11	746	2685	125	19.7	13
305	305	150	50	H13	79	285	250	2.4	3.4
345	345	150	50	H13	104	375	250	3.1	4.4
435	435	150	50	H13	174	625	250	5	4.9
457	457	150	50	H13	194	700	250	5.5	5.4
535	535	150	50	H13	272	980	250	7.6	6.6
575	575	150	50	H13	318	1145	250	8.7	7.1
305	610	150	50	H13	168	605	250	4.9	4.9
457	610	150	50	H13	264	950	250	7.4	5.7
610	610	150	50	H13	361	1300	250	9.8	7.6
762	610	150	50	H13	457	1645	250	12.3	9
915	610	150	50	H13	554	1995	250	14.8	10.5
1220	610	150	50	H13	746	2685	250	19.7	13
305	305	150	68	H13	100	360	250	3.2	3.5
345	345	150	68	H13	132	475	250	4.1	4.5
435	435	150	68	H13	221	795	250	6.5	5.2
457	457	150	68	H13	246	885	250	7.2	5.7
535	535	150	68	H13	346	1245	250	9.9	6.8
575	575	150	68	H13	404	1455	250	11.4	7.7
305	610	150	68	H13	214	770	250	6.4	5.3
457	610	150	68	H13	336	1210	250	9.6	6.2
610	610	150	68	H13	458	1650	250	12.9	8.2
762	610	150	68	H13	581	2090	250	16.1	9.7
915	610	150	68	H13	703	2530	250	19.4	11.2
1220	610	150	68	H13	947	3410	250	25.9	14.2
305	305	150	120	H13	140	505	250	4.9	3.7
345	345	150	120	H13	185	665	250	6.3	4.7
435	435	150	120	H13	310	1115	250	10.2	5.3



1					2		3	4	5
B	H	T	Pleat depth	Filter class	qv [l/s]	qv [m³/h]	ΔpA [Pa]	m²	kg
457	457	150	120	H13	344	1240	250	11.2	5.9
535	535	150	120	H13	485	1745	250	15.4	7.3
575	575	150	120	H13	565	2035	250	17.9	8.3
305	610	150	120	H13	494	1080	250	10	5.7
457	610	150	120	H13	469	1690	250	15.1	6.6
610	610	150	120	H13	642	2310	250	20.1	8.8
762	610	150	120	H13	813	2925	250	25.2	10.3
915	610	150	120	H13	983	3540	250	30.3	11.9
1220	610	150	120	H13	1326	4775	250	40.4	14.4
305	305	150	120	H14	76	275	140	4.9	3.7
345	345	150	120	H14	101	365	140	6.3	4.7
435	435	150	120	H14	169	610	140	10.2	5.3
457	457	150	120	H14	189	680	140	11.2	5.9
535	535	150	120	H14	265	955	140	15.4	7.3
575	575	150	120	H14	310	1115	140	17.9	8.3
305	610	150	120	H14	164	590	140	10	5.7
457	610	150	120	H14	257	925	140	15.1	6.6
610	610	150	120	H14	351	1265	140	20.1	8.8
762	610	150	120	H14	444	1600	140	25.2	10.3
915	610	150	120	H14	539	1940	140	30.3	11.9
1220	610	150	120	H14	726	2615	140	40.4	14.4

1 Nominal size, 2 Nominal volume flow, 3 Initial pressure difference, 4 Filter area, 5 Weight

MFP-...-GAL/STA
MFP-...-GAL/STA, side view

Product-specific data MFP-GAL/STA

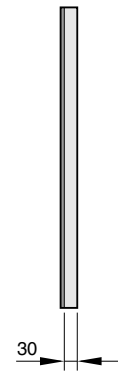
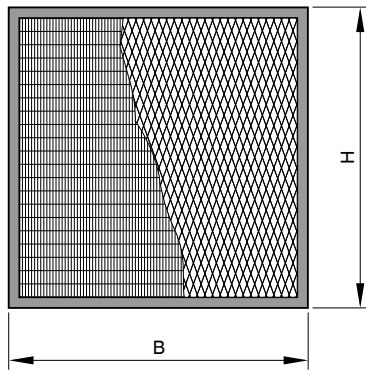
Delivery version: Mini Pleat filter plates with frame made of galvanised sheet steel or stainless steel as standard with flat seal on the upstream side. Filter classes H13, H14 with leakage test. Optionally with test groove seal on the upstream side (for filter classes H13, H14), with flat seal or continuous seal or with protection grid, positioning as required. All weights are net, without packaging.

1					2		3	4	5
B	H	T	Pleat depth	Filter class	qv [l/s]	qv [m³/h]	ΔpA [Pa]	m²	kg
305	305	292	150	E11	140	505	125	5.6	6.8
457	457	292	150	E11	344	1240	125	12.8	10.5
305	610	292	150	E11	300	1080	125	11.4	9.5
457	610	292	150	E11	469	1690	125	17.2	11.5
610	610	292	150	E11	642	2310	125	23	15
762	610	292	150	E11	813	2925	125	28.7	18.5
305	305	292	120	H13	140	505	250	4.9	6.8
457	457	292	120	H13	344	1240	250	11.2	10.5
305	610	292	120	H13	300	1080	250	10	9.5
457	610	292	120	H13	469	1690	250	15.1	11.5
610	610	292	120	H13	642	2310	250	20.1	15
762	610	292	120	H13	813	2925	250	25.2	18.5
305	305	292	180	H13	167	600	250	6.1	7
457	457	292	180	H13	410	1475	250	13.9	11
305	610	292	180	H13	357	1285	250	12.4	10
457	610	292	180	H13	560	2015	250	18.7	12.5
610	610	292	180	H13	764	2750	250	25	16
762	610	292	180	H13	967	3480	250	31.2	20
305	305	292	180	H14	100	360	140	6.1	7
457	457	292	180	H14	246	885	140	13.9	11
305	610	292	180	H14	214	770	140	12.4	10
457	610	292	180	H14	336	1210	140	18.7	12.5
610	610	292	180	H14	458	1650	140	25	16
762	610	292	180	H14	581	2090	140	31.2	20

1 Nominal size, 2 Nominal volume flow, 3 Initial pressure difference, 4 Filter area, 5 Weight

MFP-...-ALN

MFP-...-ALN, side view

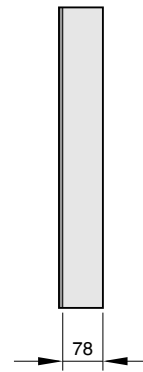
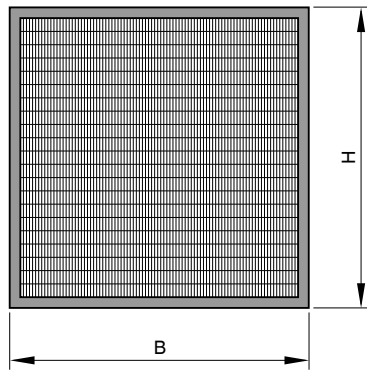


Product specific data MFP-ALN

Delivery version: Mini Pleat filter panels with frame made of extruded aluminium profile as standard with flat seal on the upstream side and protection grid on the downstream side. Filter class H13 with leakage test. All weights are net, without packaging.

1					2		3	4	5
B	H	T	Pleat depth	Filter class	qv [l/s]	qv [m³/h]	ΔpA [Pa]	m²	kg
610	610	30	20	E11	149	535	125	5.1	2.8
762	610	30	20	E11	189	680	125	6.4	3.2
915	610	30	20	E11	228	820	125	7.7	3.8
1220	610	30	20	E11	308	1110	125	10.3	5
610	610	30	20	H13	149	535	250	5.1	2.8
762	610	30	20	H13	189	680	250	6.4	3.2
915	610	30	20	H13	228	820	250	7.7	3.8
1220	610	30	20	H13	308	1110	250	10.3	5

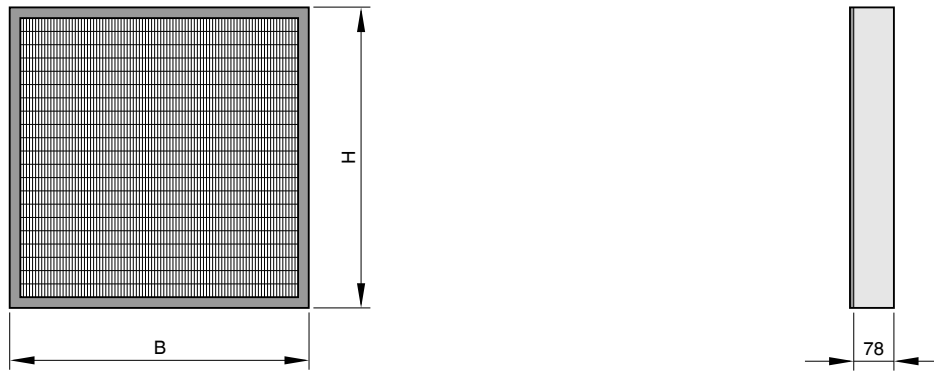
1 Nominal size, 2 Nominal volume flow, 3 Initial pressure difference, 4 Filter area, 5 Weight

MFP-...-ALZ
MFP-...-ALZ, side view

Product-specific data MFP-ALZ

Delivery version: Mini Pleat filter panels with frame made of extruded aluminium section as standard with flat seal on the upstream side. Optionally with continuous seal or protection grid, positioning as required. All weights are net, without packaging.

1					2		3	4	5
B	H	T	Pleat depth	Filter class	qv [l/s]	qv [m³/h]	ΔpA [Pa]	m²	kg
305	305	78	50	ePM10 55%	182	655	90	2.2	1.5
345	345	78	50	ePM10 55%	240	865	90	8.1	1.8
435	435	78	50	ePM10 55%	401	1445	90	4.5	2.3
457	457	78	50	ePM10 55%	447	1610	90	9.2	2.5
535	535	78	50	ePM10 55%	629	2265	90	7	3.3
575	575	78	50	ePM10 55%	735	2645	90	8.1	3.4
305	610	78	50	ePM10 55%	389	1400	90	4.5	2.5
610	610	78	50	ePM10 55%	833	3000	90	9.2	3.5
305	305	78	50	ePM1 65%	182	655	110	2.2	1.5
345	345	78	50	ePM1 65%	240	865	110	2.9	1.8
435	435	78	50	ePM1 65%	401	1445	110	5.1	2.5
457	457	78	50	ePM1 65%	447	1610	110	7	3
535	535	78	50	ePM1 65%	629	2265	110	7	3.3
575	575	78	50	ePM1 65%	735	2645	110	8.1	3.4
305	610	78	50	ePM1 65%	389	1400	110	4.5	2.5
610	610	78	50	ePM1 65%	833	3000	110	9.2	3.5
305	305	78	50	ePM1 90%	182	655	150	2.2	1.5
345	345	78	50	ePM1 90%	240	865	150	2.9	1.8
435	435	78	50	ePM1 90%	401	1445	150	4.6	2.3
457	457	78	50	ePM1 90%	447	1610	150	5.1	2.5
535	535	78	50	ePM1 90%	629	2265	150	7	3.3
575	575	78	50	ePM1 90%	735	2645	150	8.1	3.4
305	610	78	50	ePM1 90%	389	1400	150	4.5	2.5
610	610	78	50	ePM1 90%	833	3000	150	9.2	3.5

1 Nominal size, 2 Nominal volume flow, 3 Initial pressure difference, 4 Filter Area, 5 Weight

MFP-...-ALZ
MFP-...-ALZ, side view

Product-specific data MFP-ALZ

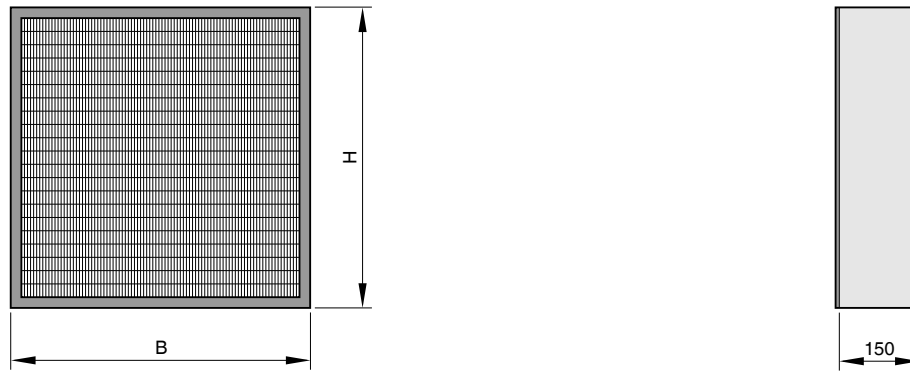
Delivery version: Mini Pleat filter panels with frame made of extruded aluminium section as standard with flat seal on the upstream side. Filter classes H13, H14 with leakage test. Optionally with test groove seal on the upstream side (for filter classes H13, H14), with continuous seal or protection grid, positioning as required. All weights are net, without packaging.

1					2		3	4	5
B	H	T	Pleat depth	Filter class	qv [l/s]	qv [m³/h]	ΔpA [Pa]	m²	kg
305	305	78	50	E11	72	260	125	2.4	1.5
345	345	78	50	E11	96	345	125	3.1	1.8
435	435	78	50	E11	160	575	125	5	2.3
457	457	78	50	E11	178	640	125	5.5	2.5
535	535	78	50	E11	250	900	125	7.6	3.3
835	535	78	50	E11	400	1440	125	11.9	4.2
1135	535	78	50	E11	551	1985	125	16.2	5.2
557	557	78	50	E11	272	980	125	8.2	3.3
575	575	78	50	E11	292	1050	125	8.8	3.4
305	610	78	50	E11	154	555	125	4.9	2.5
457	610	78	50	E11	242	870	125	7.4	3
610	610	78	50	E11	331	1190	125	9.9	3.5
762	610	78	50	E11	418	1505	125	12.4	4
915	610	78	50	E11	507	1825	125	14.9	4.5
1220	610	78	50	E11	683	2460	125	19.8	5.7
1525	610	78	50	E11	861	3100	125	24.7	7.1
1830	610	78	50	E11	1038	3735	125	29.7	8.6
762	762	78	50	E11	531	1910	125	15.2	4.4
915	762	78	50	E11	643	2315	125	18.4	5.3
1220	762	78	50	E11	867	3120	125	24.8	7.2
1525	762	78	50	E11	1090	3925	125	31.2	9
1830	762	78	50	E11	1315	4735	125	37.7	10.9
915	915	78	50	E11	779	2805	125	22.3	6.4
1220	915	78	50	E11	1050	3780	125	30.1	8.7
1525	915	78	50	E11	1322	4760	125	37.9	11
1830	915	78	50	E11	1593	5735	125	45.6	13.2
305	305	78	50	H13	72	260	250	2.4	1.5
345	345	78	50	H13	96	345	250	3.1	1.8
435	435	78	50	H13	160	575	250	5	2.3
457	457	78	50	H13	178	640	250	5.5	2.5
535	535	78	50	H13	250	900	250	7.6	3.3
835	535	78	50	H13	400	1440	250	11.9	4.2
1135	535	78	50	H13	551	1985	250	16.2	5.2
557	557	78	50	H13	272	980	250	8.2	3.3
575	575	78	50	H13	292	1050	250	8.8	3.4
305	610	78	50	H13	154	555	250	4.9	2.5
457	610	78	50	H13	242	870	250	7.4	3
610	610	78	50	H13	331	1190	250	9.9	3.5
762	610	78	50	H13	418	1505	250	12.4	4



1					2		3	4	5
B	H	T	Pleat depth	Filter class	qv [l/s]	qv [m³/h]	ΔpA [Pa]	m²	kg
915	610	78	50	H13	507	1825	250	14.9	4.5
1220	610	78	50	H13	683	2460	250	19.8	5.7
1525	610	78	50	H13	861	3100	250	24.7	7.1
1830	610	78	50	H13	1038	3735	250	29.7	8.6
762	762	78	50	H13	531	1910	250	15.2	4.4
915	762	78	50	H13	643	2315	250	18.4	5.3
1220	762	78	50	H13	867	3120	250	24.8	7.2
1525	762	78	50	H13	1090	3925	250	31.2	9
1830	762	78	50	H13	1315	4735	250	37.7	10.9
915	915	78	50	H13	779	2805	250	22.3	6.4
1220	915	78	50	H13	1050	3780	250	30.1	8.7
1525	915	78	50	H13	1322	4760	250	37.9	11
1830	915	78	50	H13	1593	5735	250	45.6	13.2
305	305	78	50	H14	36	130	120	2.7	1.5
345	345	78	50	H14	49	175	120	3.5	1.8
435	435	78	50	H14	81	290	120	5.5	2.3
457	457	78	50	H14	90	325	120	6.1	2.5
535	535	78	50	H14	126	455	120	8.4	3
835	535	78	50	H14	203	730	120	13.2	4.2
1135	535	78	50	H14	281	1010	120	17.9	5.2
557	557	78	50	H14	139	500	120	9.1	3.3
575	575	78	50	H14	149	535	120	9.7	3.4
305	610	78	50	H14	78	280	120	5.5	2.5
457	610	78	50	H14	124	445	120	8.2	3
610	610	78	50	H14	168	605	120	11	3.5
762	610	78	50	H14	213	765	120	13.7	4
915	610	78	50	H14	258	930	120	16.5	4.5
1220	610	78	50	H14	342	1230	120	22	5.7

1 Nominal size, 2 Nominal volume flow, 3 Initial pressure difference, 4 Filter area, 5 Weight

MFP-...-ALY
MFP-...-ALY, side view

Product specific data MFP-ALY

Delivery version: Mini Pleat filter panels with frame made of extruded aluminium section as standard with flat seal on the upstream side. Filter classes H13, H14 with leakage test. Optionally with test groove seal on the upstream side (for filter classes H13, H14), with continuous seal or protection grid, positioning as required. All weights are net, without packaging.

1					2		3	4	5
B	H	T	Pleat depth	Filter class	qv [l/s]	qv [m³/h]	ΔpA [Pa]	m²	kg
305	305	150	50	E11	72	260	125	2.1	3.4
345	345	150	50	E11	96	345	125	2.8	4.4
435	435	150	50	E11	160	575	125	4.5	4.9
457	457	150	50	E11	178	640	125	5	5.4
535	535	150	50	E11	250	900	125	7	6.2
575	575	150	50	E11	292	1050	125	8.2	7.1
305	610	150	50	E11	154	555	125	4.4	4.9
457	610	150	50	E11	242	870	125	6.8	5.7
610	610	150	50	E11	331	1190	125	9.2	7.6
762	610	150	50	E11	418	1505	125	11.6	9
915	610	150	50	E11	507	1825	125	14	10.5
1220	610	150	50	E11	683	2460	125	18.9	13
305	305	150	50	H13	72	260	250	2.1	3.4
345	345	150	50	H13	96	345	250	2.8	4.4
435	435	150	50	H13	160	575	250	4.5	4.9
457	457	150	50	H13	178	640	250	5	5.4
535	535	150	50	H13	250	900	250	7	6.2
575	575	150	50	H13	292	1050	250	8.2	7.1
305	610	150	50	H13	154	555	250	4.4	4.9
457	610	150	50	H13	242	870	250	6.8	5.7
610	610	150	50	H13	331	1190	250	9.2	7.6
762	610	150	50	H13	418	1505	250	11.6	9
915	610	150	50	H13	507	1825	250	14	10.5
1220	610	150	50	H13	683	2460	250	18.9	13
305	305	150	68	H13	90	325	250	2.8	3.5
345	345	150	68	H13	119	430	250	3.6	4.5
435	435	150	68	H13	201	725	250	5.9	5.2
457	457	150	68	H13	224	805	250	6.6	5.7
535	535	150	68	H13	314	1130	250	9.2	6.7
575	575	150	68	H13	367	1320	250	10.7	7.7
305	610	150	68	H13	194	700	250	5.8	5.3
457	610	150	68	H13	306	1100	250	8.9	6.1
610	610	150	68	H13	417	1500	250	12.1	8.2
762	610	150	68	H13	528	1900	250	15.2	9.7
915	610	150	68	H13	639	2300	250	18.4	11.2
1220	610	150	68	H13	861	3100	250	24.7	14.2
305	305	150	120	H13	128	460	250	4.3	3.7
345	345	150	120	H13	168	605	250	5.7	4.7
435	435	150	120	H13	281	1010	250	9.3	5.3

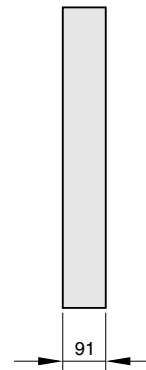
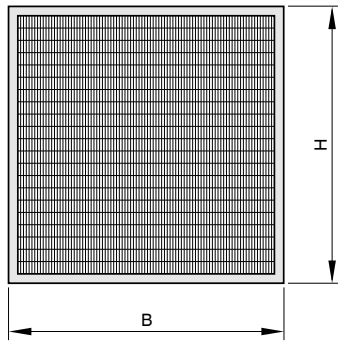


1					2		3	4	5
B	H	T	Pleat depth	Filter class	qv [l/s]	qv [m³/h]	ΔpA [Pa]	m²	kg
457	457	150	120	H13	313	1125	250	10.3	5.9
535	535	150	120	H13	440	1585	250	14.4	7.3
575	575	150	120	H13	514	1850	250	16.7	8.3
305	610	150	120	H13	272	980	250	9.1	5.7
457	610	150	120	H13	428	1540	250	14	6.6
610	610	150	120	H13	583	2100	250	18.9	8.8
762	610	150	120	H13	739	2660	250	23.8	10.5
915	610	150	120	H13	894	3220	250	28.7	12.2
1220	610	150	120	H13	1206	4340	250	38.6	15.4
305	305	150	120	H14	69	250	140	4.3	3.7
345	345	150	120	H14	92	330	140	5.7	4.7
435	435	150	120	H14	154	555	140	9.3	5.3
457	457	150	120	H14	171	615	140	10.3	5.9
535	535	150	120	H14	242	870	140	14.4	7.3
575	575	150	120	H14	282	1015	140	16.7	8.3
305	610	150	120	H14	149	535	140	9.1	5.7
457	610	150	120	H14	233	840	140	14	6.6
610	610	150	120	H14	319	1150	140	18.9	8.8
762	610	150	120	H14	404	1455	140	23.8	10.5
915	610	150	120	H14	490	1765	140	28.7	12.2
1220	610	150	120	H14	660	2375	140	38.6	15.4

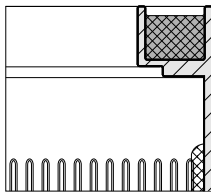
1 Nominal size, 2 Nominal volume flow, 3 Initial pressure difference, 4 Filter area, 5 Weight

MFP-...-ALU

MFP-...-ALU, side view



Detail of MFP-...-ALU



Product-specific data MFP-ALU

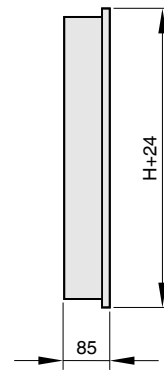
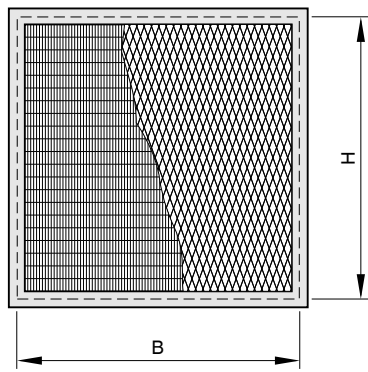
Delivery version: Mini Pleat filter panels with frame made of extruded aluminium section as standard with fluid seal on the upstream side. Filter classes H13, H14 with leakage test. Optionally with protection grid, positioning as required. All weights are net, without packaging.

1					2		3	4	5
B	H	T	Pleat depth	Filter class	qv [l/s]	qv [m³/h]	ΔpA [Pa]	m²	kg
305	305	91	50	H13	72	260	250	2.4	1.5
345	345	91	50	H13	96	345	250	3.1	1.8
435	435	91	50	H13	160	575	250	5	2.3
457	457	91	50	H13	178	640	250	5.5	2.5
535	535	91	50	H13	250	900	250	7.6	3.1
835	535	91	50	H13	400	1440	250	11.9	4.2
1135	535	91	50	H13	551	1985	250	16.2	5.2
575	575	91	50	H13	292	1050	250	8.8	3.4
610	610	91	50	H13	331	1190	250	9.9	3.5
305	305	91	50	H14	36	130	120	2.7	1.5
345	345	91	50	H14	49	175	120	3.5	1.8
435	435	91	50	H14	81	290	120	5.5	2.3
457	457	91	50	H14	90	325	120	6.1	2.5
535	535	91	50	H14	126	455	120	8.4	3.1
835	535	91	50	H14	203	730	120	13.2	4.2
1135	535	91	50	H14	281	1010	120	17.9	5.2
575	575	91	50	H14	149	535	120	9.7	3.4
610	610	91	50	H14	168	605	120	11	3.5

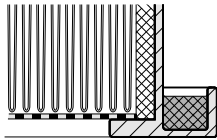
1 Nominal size, 2 Nominal volume flow, 3 Initial pressure difference, 4 Filter area, 5 Weight

MFP-...-ALV

MFP-...-ALV, side view



Detail of MFP-...-ALV



Product specific data MFP-ALV

As standard, Mini Pleat filter panels with a frame made of extruded aluminium sections are fitted with a fluid seal on the upstream side and a protection grid on the downstream side. Filter classes H13, H14 with leakage test. Optionally with protection grid on both sides. All weights are net, without packaging.

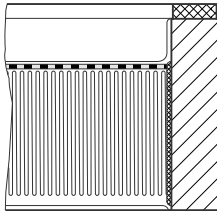
1					2		3	4	5
B	H	T	Pleat depth	Filter class	qv [l/s]	qv [m³/h]	ΔpA [Pa]	m²	kg
295	295	85	50	E11	67	240	125	2.3	2.5
395	395	85	50	E11	128	460	125	4.1	4
495	495	85	50	E11	211	760	125	6.5	5
520	520	85	50	E11	235	845	125	7.2	5.5
295	295	85	50	H13	67	240	250	2.3	2.5
395	395	85	50	H13	128	460	250	4.1	4
495	495	85	50	H13	211	760	250	6.5	5
520	520	85	50	H13	235	845	250	7.2	5.5
295	295	85	68	H14	42	150	120	3.3	2.5
395	395	85	68	H14	81	290	120	6	4
495	495	85	68	H14	133	480	120	9.5	5
520	520	85	68	H14	147	530	120	10.5	5.5

1 Nominal size, 2 Nominal volume flow, 3 Initial pressure difference, 4 Filter area, 5 Weight

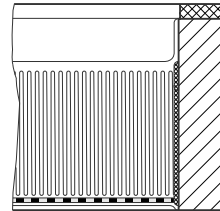
Product details

Protection grid option

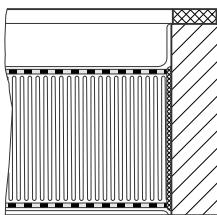
Upstream side



Downstream side

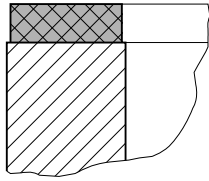


Both ends



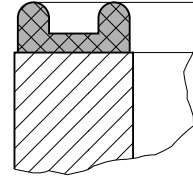
Seal option

Flat seal as standard



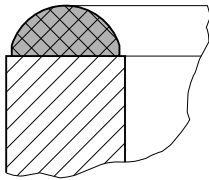
Flat seal on the upstream side as standard for constructions MDF, GAL, STA, ALN, ALZ and ALY

Seal with test groove



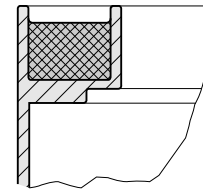
Test groove seal on the upstream side, optional for constructions MDF, GAL, STA, ALZ and ALY, only for filter classes H13 and H14

Continuous seal



Continuous seal on the upstream side, optional for constructions MDF, GAL, STA, ALZ and ALY

Fluid seal



As standard, constructions ALU/ALV are fitted with a fluid seal