



AGS/825x225

## TYPE AGS

### NON-VISION AIR TRANSFER GRILLES, MADE OF ALUMINIUM, WITH FIXED HORIZONTAL BLADES

Ventilation grille with angled blades

- Nominal sizes 225 × 125 – 1225 × 525 mm
- Volume flow rate range 4 – 535 l/s or 14 – 1926 m<sup>3</sup>/h
- Grille face made of aluminium with anodised finish
- 30 mm wide front border
- Countersunk holes

Optional equipment and accessories

- Grille face in RAL CLASSIC colours
- Installation subframe
- Matching rear frame for door installation

## Application



### Application

- Type AGS ventilation grille for air transfer applications
- For wall and door installation
- Non-vision grille for the covering of various types of openings

### Special characteristics

- Fixed blades
- Front border with countersunk holes
- Optional matching rear frame for door installation

### Nominal sizes

- Nominal length: 225, 325, 425, 525, 625, 825, 1025, 1225 mm
- Nominal height: 125, 225, 325, 425, 525 mm

## Description



### Variants

- Single grille
- T: Single grille with matching rear frame for door installation

### Parts and characteristics

- Rectangular profile border sections
- Angle-shaped horizontal blades
- Factory fitted perimeter seal
- Matching rear frame for door installation, optional

### Accessories

- Installation subframe: For the fast and simple installation of ventilation grilles

### Materials and surfaces

- Border and blades made of aluminium
- Border and blades anodised, E6-C-0, natural colour
- P1: Border and blades powder-coated, RAL CLASSIC colour

#### Standards and guidelines

- Sound power level of the air-regenerated noise measured according to EN ISO 5135

#### Maintenance

- Maintenance-free as construction and materials are not subject to wear
- Inspection and cleaning to VDI 6022

## TECHNICAL INFORMATION

Technical data, Quick sizing, Specification text, Order code

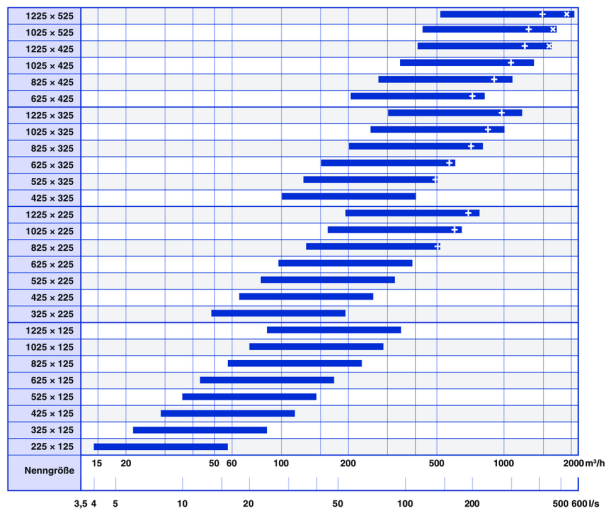


Nominal sizes	225 × 125 to 1225 × 525 mm
Minimum volume flow rate	4 – 145 l/s or 14 – 522 m <sup>3</sup> /h
Maximum volume flow rate, with L <sub>WA</sub> max. 40 dB(A) without attachments	16 – 535 l/s or 58 – 1926 m <sup>3</sup> /h

#### Geometric free area

H	L [mm]							
	225	325	425	525	625	825	1025	1225
H	A <sub>geo</sub>							
mm	m <sup>2</sup>							
125	0.008	0.012	0.016	0.020	0.024	0.032	0.040	0.048
225		0.027	0.036	0.045	0.054	0.072	0.090	0.108
325			0.056	0.070	0.084	0.112	0.140	0.168
425					0.114	0.152	0.190	0.228
525							0.240	0.288

AGS, volume flow rate ranges



×  $L_{WA} = 40 \text{ dB(A)}$  with unrestricted airflow +  $L_{WA} = 40 \text{ dB(A)}$  with airflow restricted by 50 %

Non-vision ventilation grille, made of aluminium, rectangular, suitable for air transfer applications. Rectangular profile border. Preferably for wall and door installation.

Ready-to-install component which consists of a border and fixed horizontal blades.

Fixing holes for screw-fixing the grille to the installation surface.

Sound power level of the air-regenerated noise measured according to EN ISO 5135.

#### Special characteristics

- Fixed blades
- Front border with countersunk holes
- Optional matching rear frame for door installation

#### Materials and surfaces

- Border and blades made of aluminium
- Border and blades anodised, E6-C-0, natural colour
- P1: Border and blades powder-coated, RAL CLASSIC colour

#### Technical data

- Nominal sizes: 225 × 125 to 1225 × 525 mm
- Minimum volume flow rate (supply air): 4 – 145 l/s or 14 – 522 m<sup>3</sup>/h
- Maximum volume flow rate (supply air), at L<sub>WA</sub> max. 40 dB(A) without attachments: 16 – 535 l/s or 58 – 1926 m<sup>3</sup>/h

#### Sizing data

- V \_\_\_\_\_ [m<sup>3</sup>/h]
- Δp<sub>t</sub> \_\_\_\_\_ [Pa]

Air-regenerated noise

- L<sub>WA</sub> \_\_\_\_\_ [dB(A)]

This specification text describes the general properties of the product. Texts for variants can be generated with our Easy Product Finder design programme.

Order example: AGS-T/625x225

Attachments	Matching rear frame
Nominal size	625 x 225 mm
Installation subframe	Without
Exposed surface	Anodised, E6-C-0, natural colour

**AGS – T / 825x225 / / P1 – RAL ...**



**1** Type

AGS Single grille

**2** Attachments

No entry: without (grille face only)  
 T Matching rear frame for door installation

**3** Nominal size [mm]

L x H

**4** Installation subframe

No entry: without (grille face only)  
 A1 With (not with matching rear frame T)

**5** Exposed surface

No entry: anodised, E6-C-0, natural colour  
 P1 Powder-coated, specify RAL CLASSIC colour

Gloss level  
 RAL 9010 50 %  
 RAL 9006 30 %  
 All other RAL colours 70 %

Dimensions and weight, Product details



The weight table shows the available nominal sizes

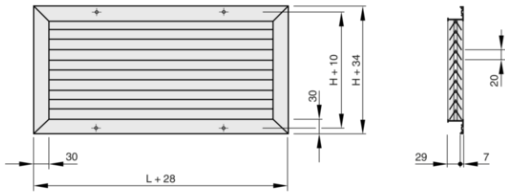
**AGS**

H	L [mm]							
	225	325	425	525	625	825	1025	1225
H	m							
mm	kg							
125	0.5	0.6	0.8	1.0	1.1	1.4	1.7	2.1
225		1.0	1.2	1.5	1.7	2.2	2.8	3.3
325			1.7	2.0	2.4	3.1	3.8	4.4
425					3.0	3.9	4.8	5.6
525							5.8	6.8

**AGS-T**

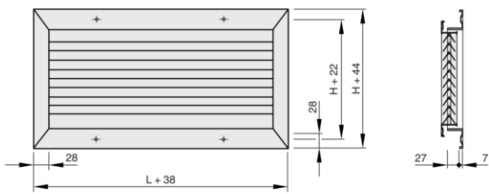
H	L [mm]							
	225	325	425	525	625	825	1025	1225
H	m							
mm	kg							
125	0.7	1.0	1.2	1.4	1.6	2.1	2.5	2.9
225		1.4	1.7	2.0	2.3	2.9	3.6	4.2
325			2.2	2.6	3.0	3.8	4.6	5.4
425					3.7	4.7	5.7	6.7
525							6.8	8.0

AGS, 30 mm wide front border



L Nominal length  
H Nominal height

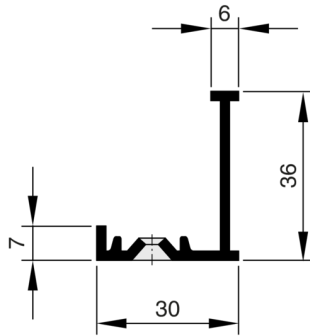
AGS-T, 28 mm wide matching rear frame



L Nominal length  
H Nominal height

Matching rear frame

Front border, 30 mm



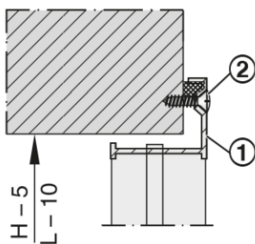
## Installation details, Basic information and nomenclature

### Installation and commissioning

- Preferably for wall and door installation
- Installation with or without installation subframe
- Fix the border with screws
- Fix the matching rear frame (if any) with screws

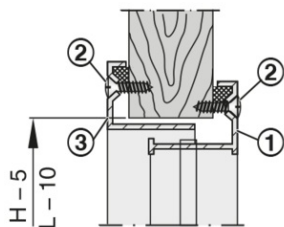
These are only schematic diagrams to illustrate installation details.

### Ventilation grille AGS with screw fixing, without installation subframe



- ① Ventilation grille
- ② Fixing screw (by others)

### Ventilation grille AGS-T with screw fixing and matching rear frame



- ① Ventilation grille
- ② Fixing screw (by others)
- ③ Matching rear frame

**Principal dimensions**

**L [mm]**

Nominal length of the ventilation grille

**H [mm]**

Nominal height of the ventilation grille

**m [kg]**

Weight

**Nomenclature**

**L<sub>WA</sub> [dB(A)]**

Sound power level of the air-regenerated noise

**V [m<sup>3</sup>/h] and [l/s]**

Volume flow rate

**Δp<sub>t</sub> [Pa]**

Total differential pressure

**l<sub>s</sub> [m]**

Distance from single grille or horizontal run section (throw distance)



## TROX GmbH

---



Heinrich-Trox-Platz  
D-47504 Neukirchen-Vluyn  
Tel.: +49 (0)2845 202-0  
Fax: +49 (0)2845 202-265

## myTROX Services

---

- › [Order-Status](#)

---

- › [TROX Academy](#)

---

- › [Catalogue Download](#)

---

- › [Your contact partner](#)

---

- › [Online fault report](#)

---

- › [BIM](#)

---

## Service-Hotlines

---

Sales Germany  
and technical consulting  
+49 (0)2845 202-0  
[Contact](#)

Technical service  
+49 (0)2845 202-400  
[Contact](#)

## TROX IN SOCIAL WEB

---