

ACCESSORIES

X-AIRCONTROL RADIO THROUGH THE VENTILATION DUCT

THANKS TO NEW RADIODUCT MODULE

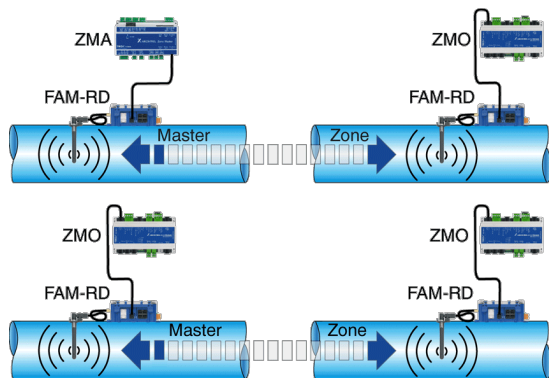
Even more flexibility for the X-AIRCONTROL system thanks to the new **RadioDuct system** from TROX!

The existing duct is used as a **radio link for data transmission** with the aid of the attached RadioDuct module.

This creates a **continuous radio link** without interference between the X-AIRCONTROL zone modules and the zone master.

The user-friendly **plug and play connection** of the patented TROX radio transmission through the RadioDuct ventilation duct


BIDIRECTIONAL DATA TRANSMISSION



- Smooth radio connection through ventilation ducts
- The radio link through the ventilation duct reduces interference
- Wireless mesh functionality for a stable wireless network
- Flexibly extendable range due to repeater
- Ideal for retrofitting and refurbishment
- Automatic data routing and encryption

SYSTEM COMPONENTS

ALL ADVANTAGES AT A GLANCE





OUTSTANDING SERVICES

- The radio signal transmission goes through the ventilation duct
- The radio link through the ventilation duct reduces interference
- Automatic frequency hopping
- Wireless mesh network
- Secure 128-bit AES encryption
- Convenient installation, little effort



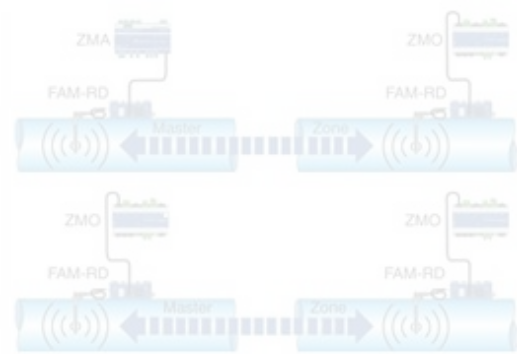
MORE FREEDOM OF DESIGN

- Minimal wiring effort
- No Modbus cabling necessary between the X-AIRCONTROL modules
- Easy-to-use PC diagnostic/configuration tool
- Can also be used as a repeater
- Ideally suited for retrofitting and refurbishment



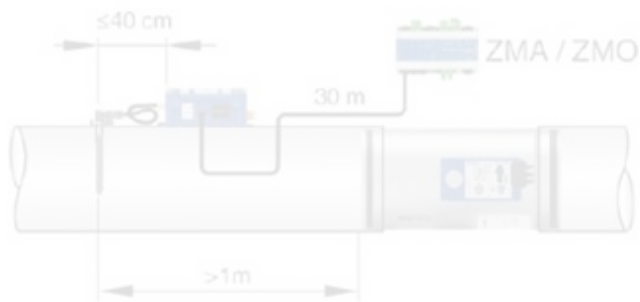
CONFIGURATION

- PC commissioning and diagnosis tool
- Connection to the FAM RadioDuct via **terminal cable** or **BlueCon module**



PARTS AND FUNCTION

- RadioDuct radio link between **zone master (ZMA)** and zone module (ZMO)
- RadioDuct radio connection between **zone module (ZMO)** and zone module (ZMO)



SIMPLE INSTALLATION

- All modules that are in the same air duct line can **communicate via RadioDuct**
- Insert the antenna into the ventilation duct
- Establish the cable connection to the X-AIRCONTROL
- Connect the supply voltage

SUPPLY VOLTAGE	24 V AC or DC
POWER RATING	5 VA
RADIO FREQUENCY	2,4 GHz
MAXIMUM RADIO TRANSMISSION OUTPUT	100 mW
ENCRYPTION	128 Bit AES
POWER RATING OF X-AIR AT RADIODUCT	RJ12 connector (6P6C) Cable type AWG26/6C Distance up to 30 m
IEC PROTECTION CLASS	III (protective extra-low voltage)
OPERATING TEMPERATURE	+10 °C bis +50 °C
PROTECTION LEVEL	IP20
CE CONFORMITY	EMC Directive 2014/30/ EU Radio Frequency Directive RED 2014/53/EU RoHS 2011/65/EU
WEIGHT	500 g
DIMENSIONS	130 x 130 x 60 mm

MORE ...



ANY QUESTIONS?

Our experts are happy to advise you.



THE FAM MODULE

Technical information from specification text to service instructions - also available for download.