

Control panels

Type X-AIR-CP




Control panels for X-AIRCONTROL zone modules

Control panels for adapting the room temperature setpoint and for measuring the room temperature


- Integral room temperature sensor
- Easy configuration of zone modules for stand-alone solutions

Optional equipment and accessories

- Setpoint value adjuster: For adjusting the room temperature setpoint by ± 5 K
- Colour touch screen: Display of actual values and setpoint values, date and time, operating mode default and room temperature setpoint; integral real-time clock for defining simple schedules



X-AIR-CP-TS



X-AIR-CP-2T

Type		Page
X-AIR-CP	General information	CP – 2
	Function	CP – 3
	Technical data	CP – 5
	Specification text	CP – 6
	Order code	CP – 7
	Control panel with colour touch screen	CP – 8
	Control panel with setpoint value adjuster	CP – 9
	Installation details	CP – 10

Application

Application

- Type X-AIR-CP control panels for use with X-AIR-ZMO zone modules
- Integral room temperature sensor
- Control panel for setting the room temperature setpoint

Special characteristics

- Ideal addition to X-AIRCONTROL zone modules
 - Easy expansion of the range of functions
-

Description

Variants

- X-AIR-CP-2T: Colour touch screen
- X-AIR-CP-TS: Setpoint value adjuster

Useful additions

- X-AIR-ZMO zone modules

Materials and surfaces

- White plastic casing

Control panel with colour touch screen

Functional description

The X-AIR-CP-2T control panel is user friendly and offers room occupants maximum comfort, yet energy consumption is low. The 2" colour touch screen is an easy-to-handle user interface for the X-AIRCONTROL single room control system. The control panel includes a temperature sensor. Users can easily adjust the room temperature setpoint and the air change rate on the touch screen. The control unit includes a real time clock, which allows users to set weekly schedules. Times can be set directly on the touch screen. If a user

selects one of the temporary operating modes 'Minimum volume flow rate' or 'Maximum volume flow rate' and if a timer function is used, the system returns to Automatic mode a certain time (can be defined) after the temporary operating mode has been selected. The zone module automatically recognises the control panel (plug and play).

Configuration for stand-alone solutions

In systems without a zone master module the room control panel is used to configure zone modules. Access to the configuration parameters is password protected.

Control panel with setpoint value adjuster

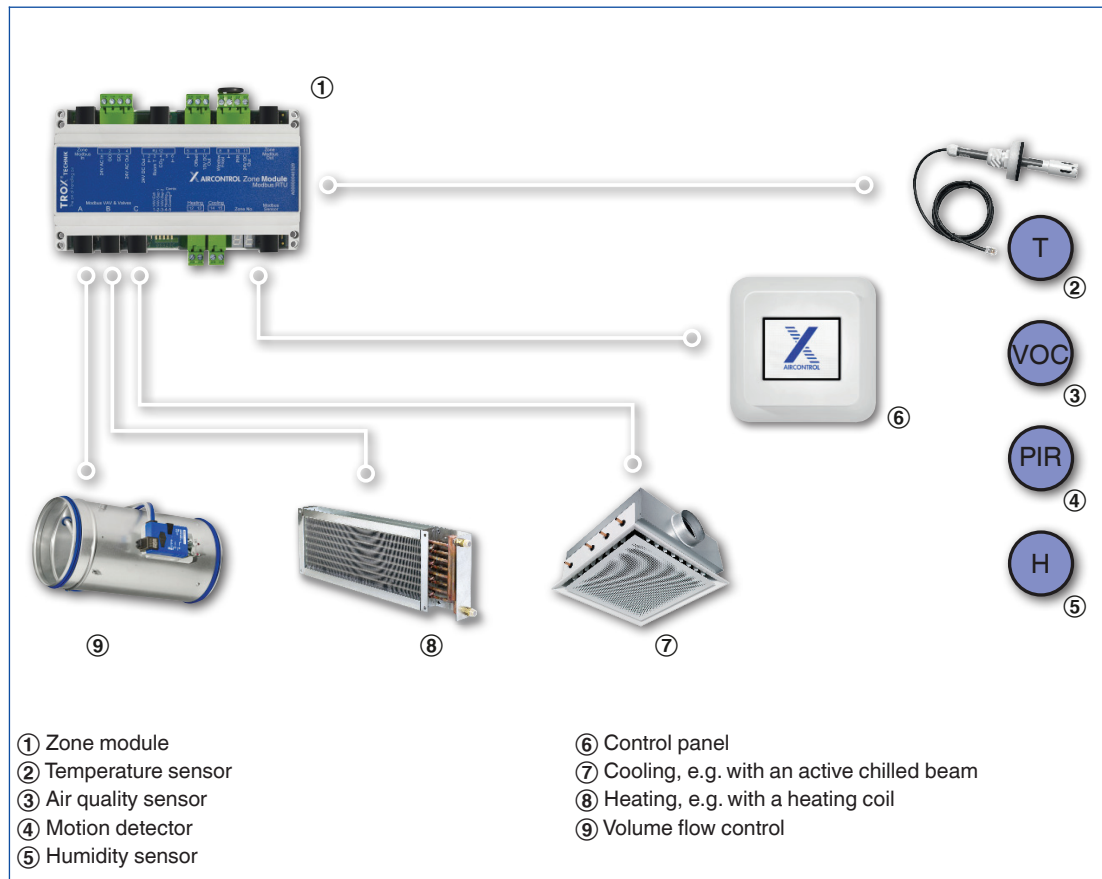
Functional description

The X-AIR-CP-TS control panel allows users to change the room temperature setpoint value. This is only possible, however, if a zone master module is used with X-AIRCONTROL. The control panel includes a temperature sensor.

A setpoint value adjuster allows users to adjust the room temperature setpoint value by ± 5 K. The adjustment range can be configured with the zone master module.

The zone module automatically recognises the control panel (plug and play).

X-AIRCONTROL zone



X-AIR-CP-2T

Supply voltage	24 V DC \pm 10%, from the zone module
Power rating	0.775 W without external sensors
Rating in Standby mode	0.5 W
External input 1, CO₂ sensor	0 – 10 V DC correspond to 0 – 2000 ppm, including power supply to sensors; screw terminals 1 mm ² max.
External input 2, humidity sensor	0 – 10 V DC correspond to 0 – 100% relative humidity, including power supply to sensors; screw terminals 1 mm ² max.
Interface to zone module	Modbus, AWG 26/6 C data cable, RJ12 plug (6P6C), 30 m max.
Operating temperature	– 10 to 40 °C
Max. humidity	0 – 95% rh, no condensation
IEC protection class	III (protective extra-low voltage)
Protection level	IP 21
EC conformity	EMC to 2014/30/EU, ROHS 2011/65/EU
Installation location	Wall installation on a \varnothing 60 mm junction box
Dimensions	82 × 82 × 41 mm
Weight	76 g

X-AIR-CP-TS

Supply voltage	10 V DC, from the zone module
Temperature sensor	PT1000
Setpoint value adjuster	10 k Ω
Interface to zone module	Modbus, screw terminals, 1.5 mm ² max., 30 m max.
Operating temperature	– 10 to 50 °C
Max. humidity	0 – 95% rh, no condensation
IEC protection class	III (protective extra-low voltage)
Protection level	IP 30
EC conformity	EMC to 2014/30/EU, ROHS 2011/65/EU
Installation location	Wall installation on a \varnothing 60 mm junction box
Dimensions	82 × 84 × 28 mm
Weight	74 g

Control panel with colour touch screen

Control panels for use with the X-AIRCONTROL single room control system, to be connected to zone modules.

Ready-to-operate unit which consists of a 2" colour touch screen with an easy-to-handle user interface, a room temperature sensor and a real time clock.

Users can easily adjust the room temperature setpoint and the air change rate on the touch screen. Weekly schedules and other timer functions can also be set on the touch screen. If a user selects one of the temporary operating modes 'Minimum volume flow rate' or 'Maximum volume flow rate' and if a timer function is used, the system returns to Automatic mode a certain time (can be defined) after the temporary operating mode has been selected.

Used to configure zone modules in systems without a zone master module. Access to the configuration parameters is password protected. The zone module automatically recognises the control panel (plug and play).

The control panel is suitable for installation on a Ø60 mm junction box.

Special characteristics

- Ideal addition to X-AIRCONTROL zone modules

- Easy expansion of the range of functions

Materials and surfaces

- White plastic casing

Technical data

- Supply voltage: 24 V DC \pm 10%, from the zone module
- Power rating: 0.775 W without external sensors
- Rating in Standby mode: 0.5 W
- External input 1, CO₂ sensor: 0 – 10 V DC correspond to 0 – 2000 ppm, including power supply to the sensor; screw terminals, 1 mm² max.
- External input 2, humidity sensor: 0 – 10 V DC correspond to 0 – 100% relative humidity, including power supply to sensors; screw terminals 1 mm² max.
- Interface, zone module: Modbus, AWG data cable, RJ12 plug (6P6C), 30 m max.
- Operating temperature: –10 to 40 °C
- Max. humidity: 0 – 95% rh, no condensation
- IEC protection class: III (protective extra-low voltage)
- Protection level: IP 21
- Installation location: Wall installation on a Ø60 mm junction box
- Dimensions: 82 × 82 × 41 mm

Control panel with setpoint value adjuster

Control panels for use with the X-AIRCONTROL single room control system, to be connected to zone modules.

Ready-to-operate unit for use in control systems with zone master modules; the unit consists of a room temperature sensor and of a setpoint value adjuster.

The setpoint value adjuster is used to adjust the room temperature setpoint value by \pm 5 K. The adjustment range can be configured with the zone master module.

The zone module automatically recognises the control panel (plug and play).

The control panel is suitable for installation on a Ø60 mm junction box.

Special characteristics

- Ideal addition to X-AIRCONTROL zone modules

- Easy expansion of the range of functions

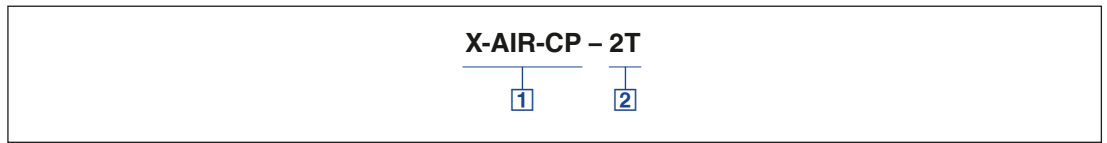
Materials and surfaces

- White plastic casing

Technical data

- Supply voltage: 10 V DC, from the zone module
- Temperature sensor: PT1000
- Setpoint value adjuster: 10 k Ω
- Interface, zone module: Modbus, screw terminals, 1.5 mm² max., 30 m max.
- Operating temperature: –10 to 50 °C
- Max. humidity: 0 – 95% rh, no condensation
- IEC protection class: III (protective extra-low voltage)
- Protection level: IP 30
- Installation location: Wall installation on a Ø60 mm junction box
- Dimensions: 82 × 84 × 28 mm

X-AIR-CP



1 Type

X-AIR-CP

X-AIRCONTROL control panel

2 Variant

2T

Control panel with temperature sensor and 2" touch screen

TS

Control panel with temperature sensor and setpoint value adjuster

Application

- Type X-AIR-CP-2T control panels for use with X-AIR-ZMO zone modules
- Integral room temperature sensor
- Control panel with colour touch screen for setting the room temperature setpoint and the air change rate
- Integral real time clock for defining weekly schedules
- Plug-in connection for supply voltage and for

- communication with the zone module
- The zone module automatically recognises the control panel (plug and play)

Parts and characteristics

- 2" colour touch screen, 176 × 220 pixels
- Alarm sounder
- Screw terminals or RJ12 socket for the connection of supply voltage and for communication

X-AIR-CP-2T



Application

- Type X-AIR-CP-TS control panels for use with X-AIR-ZMO zone modules
- For control systems with zone master modules
- Integral room temperature sensor
- Control panel with setpoint value adjuster for adjusting the room temperature setpoint value by ± 5 K

- The adjustment range can be configured with the zone master module
- The zone module automatically recognises the control panel (plug and play)

Parts and characteristics

- Casing with setpoint value adjuster

X-AIR-CP-TS

Installation and commissioning

X-AIR-CP-2T

- Connect the cable (30 m max.) to the RJ12 socket or to the screw terminals
- Insert the lower part of the control panel into a Ø60 mm junction box and fix it with screws
- Place the upper part with the display onto the lower part and push it in until it clicks into place
- Configure the zone module if it is used as a stand-alone unit

X-AIR-CP-TS

- Connect the cable (30 m max.) to the screw terminals
- Insert the lower part of the control panel into a Ø60 mm junction box and fix it with screws
- Place the upper part onto the lower part
- Define the range for the setpoint shift with the zone master if necessary